

# LK61 SERIES

## 6 passages Pneumatic Rotary Union--Can combine electric wires

LK61 series is 6 passages Pneumatic Rotary Union(Can combine electric wires), with connection size G1/8", compact size, light weight, low torque, Also optional for transmitting power line, signal line, industrial bus, control line, Electromagnetic valve, induction line, etc.; Standard installation is flange mounting.  
Media Types: compressed Air/Gas, vacuum, etc.

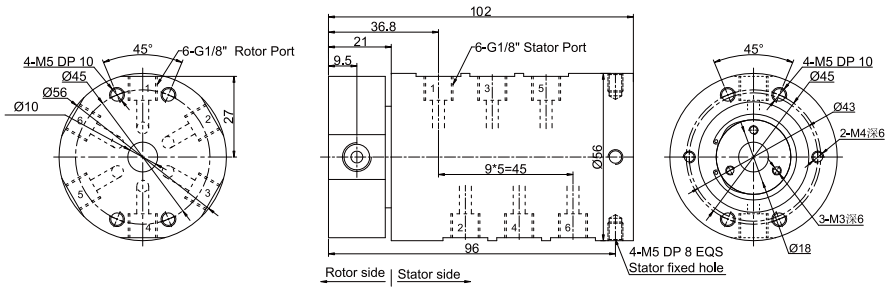
### Product images



The pictures are for reference only

As the signal pathway increases or the combination of light and electricity results in changes in the appearance and size of the product, the actual product shall prevail.

## LK61 Series Dimensions

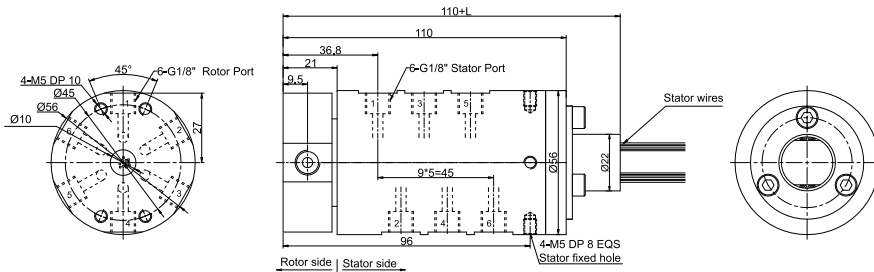


LK61 (rotary union only for pneumatic) drawing (6 in 6 out, connection size G1/8")

## Parts List

| Model | Passages | Connection Size | Adaptive tube |
|-------|----------|-----------------|---------------|
| Lk61  | 6        | G1/8"           | 6~8mm         |

## LK61S Series Dimensions

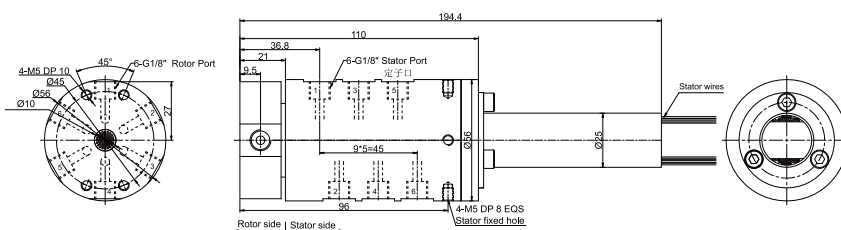


LK61S-S12 (S18.S24.S36) drawing 6 in 6 out, connection size G1/8" +12~36 wires x signal(2A)

## Parts List

| Model     | Passages | Connection Size | Adaptive tube | Signal(2A) | L(mm) |
|-----------|----------|-----------------|---------------|------------|-------|
| LK61S-S12 | 6        | G1/8"           | 6~8mm         | 12         | 22.5  |
| LK61S-S18 | 6        | G1/8"           | 6~8mm         | 18         | 29.5  |
| LK61S-S24 | 6        | G1/8"           | 6~8mm         | 24         | 40.1  |
| LK61S-S36 | 6        | G1/8"           | 6~8mm         | 36         | 53.8  |

## LK61S-S56 Series Dimensions

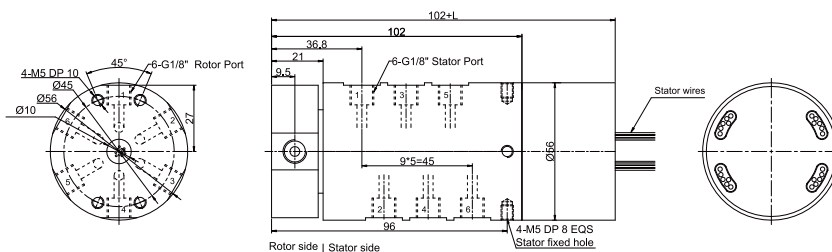


LK61S-S56 drawing 6 in 6 out, connection size G1/8"

## Parts List

| Model     | Passages | Connection Size | Adaptive tube | Signal(2A) |
|-----------|----------|-----------------|---------------|------------|
| LK61S-S56 | 6        | G1/8"           | 6~8mm         | 56         |

## LK61-PXX-SXX Series Dimensions



LK61-PXX-SXX drawing 6 in 6 out, connection size G1/8"+signal(5A)/10A

## Parts List

| Model          | Passages | Connection Size | Adaptive tube | 10A | Signal(5A) | L(mm) |
|----------------|----------|-----------------|---------------|-----|------------|-------|
| LK61-P0610     | 6        | G1/8"           | 6~8mm         | 6   | 0          | 38    |
| LK61-S06       | 6        | G1/8"           | 6~8mm         | 0   | 6          | 38    |
| LK61-P1210     | 6        | G1/8"           | 6~8mm         | 12  | 0          | 54.8  |
| LK61-P0610-S06 | 6        | G1/8"           | 6~8mm         | 6   | 6          | 54.8  |
| LK61-S12       | 6        | G1/8"           | 6~8mm         | 0   | 12         | 54.8  |
| LK61-P1810     | 6        | G1/8"           | 6~8mm         | 18  | 0          | 71.5  |
| LK61-P0610-S12 | 6        | G1/8"           | 6~8mm         | 6   | 12         | 71.5  |
| LK61-P1210-S06 | 6        | G1/8"           | 6~8mm         | 12  | 6          | 71.5  |

| Model          | Passages | Connection Size | Adaptive tube | 10A | Signal(5A) | L(mm) |
|----------------|----------|-----------------|---------------|-----|------------|-------|
| LK61-S18       | 6        | G1/8"           | 6~8mm         | 0   | 18         | 71.5  |
| LK61-S24       | 6        | G1/8"           | 6~8mm         | 0   | 24         | 88.4  |
| LK61-P0610-S18 | 6        | G1/8"           | 6~8mm         | 6   | 18         | 88.4  |
| LK61-S30(2A)   | 6        | G1/8"           | 6~8mm         | 0   | 30         | 105.2 |
| LK61-S36(2A)   | 6        | G1/8"           | 6~8mm         | 0   | 36         | 125   |

Note:10A and signal(5A) can be freely combined, please contact customer service for details.

## Rotary Union Specifications

| Parameter    | Value                                                                  |
|--------------|------------------------------------------------------------------------|
| Passage      | 6 in 6 out, G1/8"                                                      |
| Max Pressure | 1MPa(high pressure can be customized), Vacuum 0.01torr                 |
| Torque       | Related to the connection size, please see the product selection table |

## Electrical Data

| Parameter             | Power                                 | Signal           |
|-----------------------|---------------------------------------|------------------|
| Rated Voltage         | 0~240VAC/VDC                          | 0~240VAC/VDC     |
| Insulation Resistance | ≥500MΩ/500VDC                         | ≥500MΩ/500VDC    |
| Lead Wires            | AWG17#Teflon/PVC                      | AWG22#Teflon/PVC |
| Lead Length           | Standard 300mm(adjustable on request) |                  |
| Dielectric Strength   | 500VAC@50Hz, 60s                      |                  |
| Electrical Noise      | <0.01Ω                                |                  |

## Mechanical Data

| Parameter            | Value                |
|----------------------|----------------------|
| Working life         | Over 10 Million Revs |
| Rated Rotating Speed | 300RPM               |
| Working Temperature  | -30°C~80°C           |
| Operating Humidity   | 0~85% RH             |
| Contact Material     | Precious Metal       |
| Housing Material     | Aluminium Alloy      |
| Protection Grade     | IP51                 |