

BFORJ SERIES

Fiber Optic Slip Ring

BFORJ series fiber optic slip ring is an optic + electromechanical device that allows the transmission of power and fiber optic signals from a stationary to a rotating structure . It can perfectly transmit data on 360 rotating . It is also especially suitable for occasion where it needs to transmit large volume data / signal from permanent position to rotation position under . continuous or discous rotating , which caove mechanical property , simplify system operation and avoid destroying fiber optics . also can be combined with electric slip ring to transmit power and higspeed data too

Features

- Options for single mode multiple mode
- FC , SC , ST , SMA , or LC (PC and APC) on your request
- Large amounts of data transmittings
- Anti-electromagnetic interference
- Could support 1 , 2 , 4,6,8 channel fiber optic on 360rotating
- Combine with 1-96circuits power / signal
- Much higher rotating speed



BFORJ Series Models

Model#	Optic Fiber Channel	Circuits Num	OD (mm)
BFORJ100	1	0	10.1
BFORJ100C	1	0	6.8
BFORJ100D	1	0	6.8
BFORJ102	1	1~18	24.8
BFORJ107	1	1~24	33
BFORJ108	1	1~48	56
BFORJ109	1	1~72	86
BFORJ200	2	0	67
BFORJ200C	2	0	26
BFORJ208	2	1~96	99
BFORJ400	4	0	67
BFORJ408	4	1~96	99
BFORJ600	6	0	67
BFORJ608	8	1~96	99
BFORJ800	8	0	67
BFORJ808	8	1~96	119
BFORJ1000C	10	0	38
BFORJ1200C	12	0	38
BFORJ1600C	16	0	38
BFORJ2000C	20	0	38
BFORJ2400C	24	0	38
BFORJ2600C	26	0	67

BFORJ100 SERIES


1 Channel (FORJ) Fiber Optic Slip Rings

BFORJ100 fiber optic slip ring support 1 channel fiber optic (SM / MM) . It can perfect transmit data on 360 ° rotating . It is also especially suitable for occasions where it needs to transmit large volume data / signal from permanent position to rotation position under intermittent , continuous or discontinuous rotating , which can improve mechanical property , simplify system operation and avoid the rotating of turning joints destroying fiber optics

Features

- Low insertion loss , high rotation speed
 - Non-contact , zero friction , long working life 1 channel can achieve one hundred million revolutions
 - Small size , light weight , high sealing class
 - Fiber optic transmitting signal , no electromagnetic interference , long-distance transmission
-

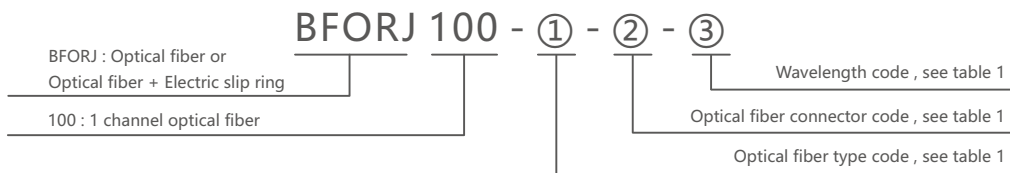
Product images



The pictures are for reference only

As the signal pathway increases or the combination of light and electricity results in changes in the appearance and size of the product, the actual product shall prevail.

Part# Explanation



Dimensions

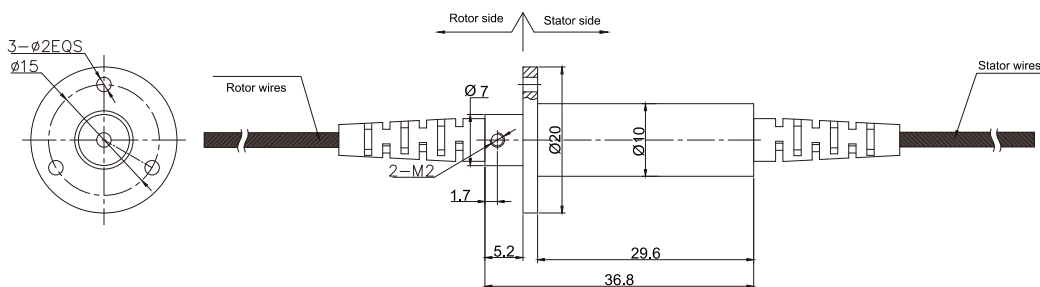


Table 1

Fiber Type Code	Fiber Connector Code	Wavelength Code
01 : 9/125um , Single-mode	FC : FC Connector	01:1310/1550 (single-mode)
02 : 50/125um , Multiple-mode	ST : ST Connector	02:850/1310 (multiple-mode)
03 : 62.5/125um , Multiple-mode	SC : SC Connector	
	LC : LC Connector	
	The connector face is PC by default.If APC is needed . APC should be added behind APC , such as FC / APC	

Specifications

Project	Single-mode	Multiple-mode
Wavelength (nm)	±50	
Max Insert Loss , 23°C (db)	1.5	0.7
Insert Loss Ripple (db)	0.6	0.4
Return Loss (db)	≥50(APC)	≥40
Max Power (w)	0.5	
Weight (g)	50g (Excluding tail cables and connectors)	
Max Rotating Speed (rpm)	1000	
Working Life	> 100 million rpm	
Working Temperature (°C)	-40~85°C	
Storage Temperature (°C)	-50~85°C	
Protection Grade	IP54 / IP65	
Fiber length	1m	

BFORJ100C SERIES

1 Channel (FORJ) Fiber Optic Slip Rings

BFORJ100C fiber optic slip ring support 1 channel fiber optic (SM / MM) . It can perfect transmit data on 360 ° rotating . It is also especially suitable for occasions where it needs to transmit large volume data / signal from permanent position to rotation position under intermittent , continuous or discontinuous rotating , which can improve mechanical property , simplify system operation and avoid the rotating of turning joints destroying fiber optics

Features

- Low insertion loss , high rotation speed
 - Non-contact , zero friction , long working life 1 channel can achieve one hundred million revolutions
 - Small size , light weight , high sealing class
 - Fiber optic transmitting signal , no electromagnetic interference , long-distance transmission
-

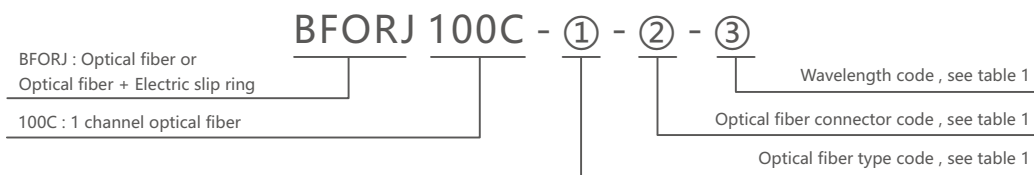
Product images



The pictures are for reference only

As the signal pathway increases or the combination of light and electricity results in changes in the appearance and size of the product, the actual product shall prevail.

Part# Explanation



Dimensions

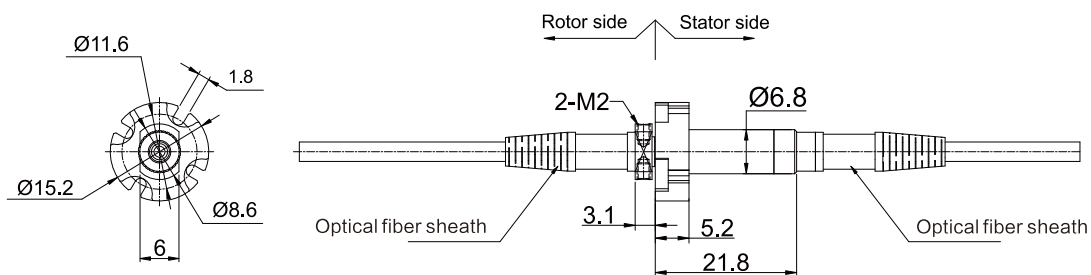


Table 1

Fiber Type Code	Fiber Connector Code	Wavelength Code
01 : 9/125um , Single-mode	FC : FC Connector	01:1310/1550 (single-mode)
02 : 50/125um , Multiple-mode	ST : ST Connector	02:850/1310 (multiple-mode)
03 : 62.5/125um , Multiple-mode	SC : SC Connector	
	LC : LC Connector	
	The connector face is PC by default If APC is needed . APC should be added behind APC , such as FC / APC	

Specifications

Project	Numerical value
Wavelength (nm)	650-1650nm
Max Insert Loss , 23°C (dB)	≤1.5dB
Insert Loss Ripple (dB)	≤0.7dB / (±0.35dB)
Return Loss (dB)	≤1.5dB
Max Power (w)	23dB
Weight (g)	10g
Max Rotating Speed (rpm)	2000 rpm
Working Life	> 100 million rpm
Rotating torque	≤0.01N.m
Working Temperature (°C)	-20~60°C(-40~85°C optional)
Storage Temperature (°C)	-45~85°C
Protection Grade	IP60(IP65、 IP67 optional)
Fiber length	1m

BFORJ100D SERIES

1 Channel (FORJ) Fiber Optic Slip Rings

BFORJ100D fiber optic slip ring support 1 channel fiber optic (SM / MM) . It can perfect transmit data on 360 ° rotating . It is also especially suitable for occasions where it needs to transmit large volume data / signal from permanent position to rotation position under intermittent , continuous or discontinuous rotating , which can improve mechanical property , simplify system operation and avoid the rotating of turning joints destroying fiber optics

Features

- Low insertion loss , high rotation speed
 - Non-contact , zero friction , long working life 1 channel can achieve one hundred million revolutions
 - Small size , light weight , high sealing class
 - Fiber optic transmitting signal , no electromagnetic interference , long-distance transmission
-

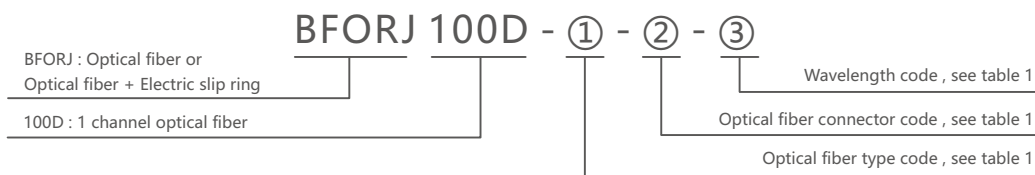
Product images



The pictures are for reference only

As the signal pathway increases or the combination of light and electricity results in changes in the appearance and size of the product, the actual product shall prevail.

Part# Explanation



Dimensions

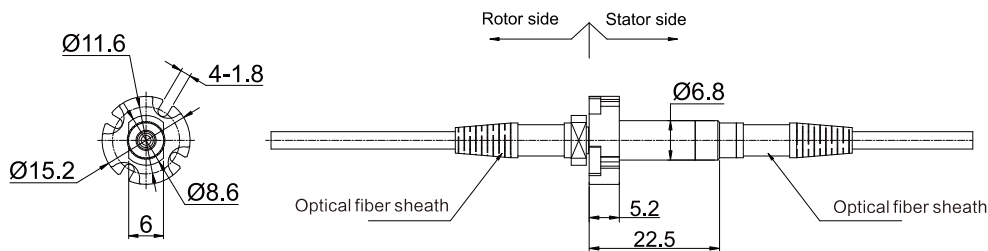


Table 1

Fiber Type Code	Fiber Connector Code	Wavelength Code
01 : 9/125um , Single-mode	FC : FC Connector	01:1310/1550 (single-mode)
02 : 50/125um , Multiple-mode	ST : ST Connector	02:850/1310 (multiple-mode)
03 : 62.5/125um , Multiple-mode	SC : SC Connector	
	LC : LC Connector	
	The connector face is PC by default If APC is needed . APC should be added behind APC , such as FC / APC	

Specifications

Project	Numerical value
Wavelength (nm)	Single-mode 1310/1550 Multiple-mode 850/1310
Max Insert Loss , 23°C	≤55dB
Insert Loss Ripple	≤3dB
Return Loss	23dB
Max Power (w)	23dB
Weight (g)	10g
Max Rotating Speed (rpm)	0~1500rpm
Working Life	> 30 million rpm
Rotating torque	≤0.01N.m
Working Life Working Temperature (°C)	-20~60°C (-40~85°C optional)
Storage Temperature (°C)	-45~85°C
Protection Grade	IP60 (IP65、 IP67 optional)
Fiber length	1m

BFORJ100B2 SERIES


1 Channel (FORJ) Fiber Optic Slip Rings

BFORJ100B2 fiber optic slip ring support 1 channel fiber optic (SM / MM) . It can perfect transmit data on 360 ° rotating . It is also especially suitable for occasions where it needs to transmit large volume data / signal from permanent position to rotation position under intermittent , continuous or discontinuous rotating , which can improve mechanical property , simplify system operation and avoid the rotating of turning joints destroying fiber optics

Features

- Low insertion loss , high rotation speed
 - Non-contact , zero friction , long working life 1 channel can achieve one hundred million revolutions
 - Small size , light weight , high sealing class
 - Fiber optic transmitting signal , no electromagnetic interference , long-distance transmission
-

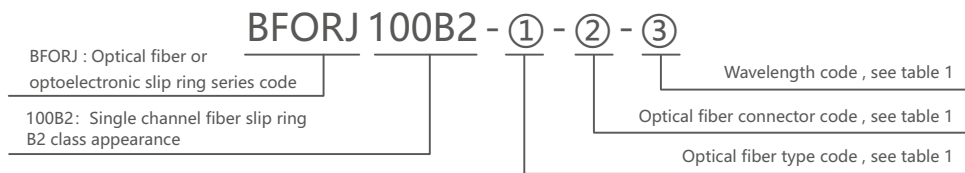
Product images



The pictures are for reference only

As the signal pathway increases or the combination of light and electricity results in changes in the appearance and size of the product, the actual product shall prevail.

Part# Explanation



Dimensions

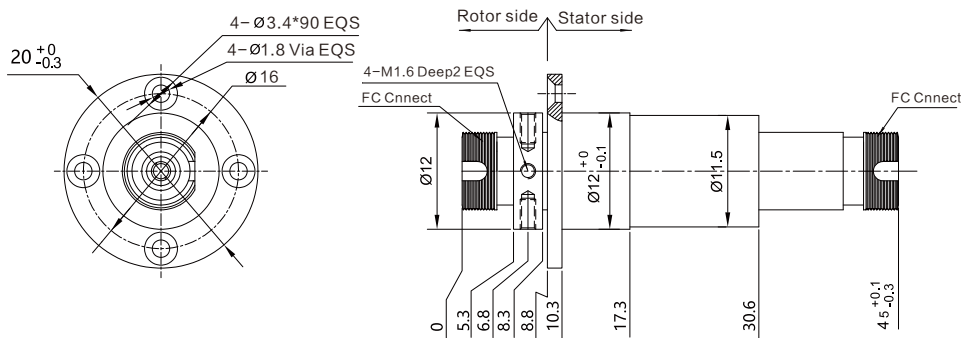


Table 1

Fiber Type Code	Fiber Connector Code	Wavelength Code
01 : 9/125um , Single-mode	FC : FC Connector	01:1310/1550 (single-mode)
02 : 50/125um , Multiple-mode		02:850/1310 (multiple-mode)
03 : 62.5/125um , Multiple-mode		

Specifications

Project	Single-mode	Multiple-mode
Wavewidth (nm)	± 50	
Max Insert Loss, 23°C (dB)	2	2
Insert Loss Ripple (dB)	0.7	0.7
Return Loss (db)	≥ 50 (APC) ≥ 40 (PC)	≥ 40
Max Power (w)	0.5	
Weight (g)	50g (Excluding tail cables and connectors)	
Max Rotating Speed (rpm)	1000	
Working Life	> 500 million rpm	
Working Temperature (°C)	-40~85°C	
Storage Temperature (°C)	-50~85°C	
Protection Grade	IP65	

BFORJ102 SERIES

1 Channel Fiber Optic + electric Slip Rings

BFORJ102 can combine panel optic fiber and electric (1-36 wires). It adopts complete aluminum alloy, can support signal (5A). Rotary joint of FORJ + Electric is also called photoelectrical slip ring, photoelectricity collector ring, which adopts fiber optic as data transmission to solve data transmission between stationary and rotating parts on 360° rotating. It is also especially suitable for occasions where it needs to transmit large volume data / signal from permanent position to rotation position on unlimited, continuous or discontinuous. It has good mechanical property, simplifies system operation and avoids the rattling of turning joints. It destroys fiber optics. Fiber optic rotary joint can be combined with traditional electric slip rings to transmit power and high-speed data.

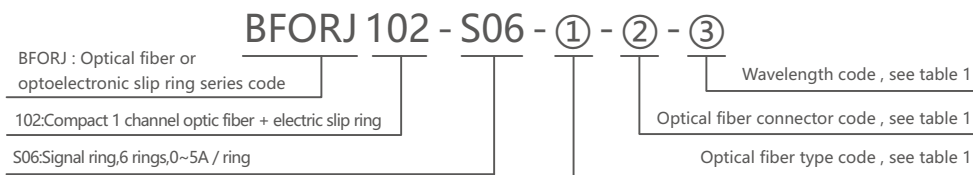
Product images



The pictures are for reference only

As the signal pathway increases or the combination of light and electricity results in changes in the appearance and size of the product, the actual product shall prevail.

Part# Explanation



Dimensions

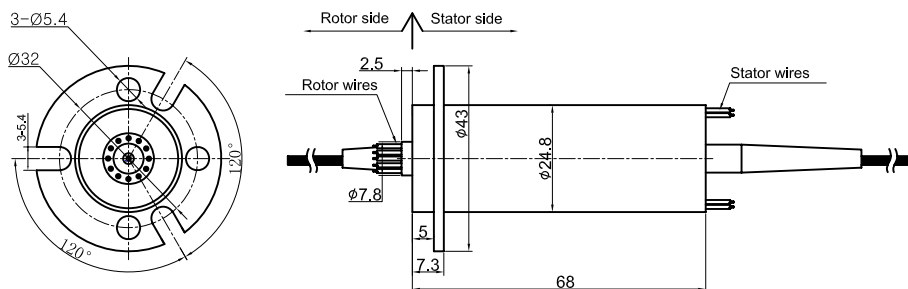


Table 1

Fiber Type Code	Fiber Connector Code	Wavelength Code
01 : 9/125um , Single-mode	FC : FC Connector	01:1310/1550 (single-mode)
02 : 50/125um , Multiple-mode	ST : ST Connector	02:850/1310 (multiple-mode)
03 : 62.5/125um , Multiple-mode	SC : SC Connector	
	LC : LC Connector	
	The connector face is PC by default.If APC is needed . APC shouldbe added behindAPC , such as FC / APC	

BFORJ102 Series Part#List

Part#	Optic fiber Channel	Signal/2A	Length(mm)
BFORJ102-S06	1	6	68
BFORJ102-S12	1	12	68
BFORJ102-S18	1	18	68

you have any special requirements , please contact customer service for specific model and customization

fiber parameters

Project	Single-mode	Multiple-mode
Wavelength (nm)	±50	
Max Insert Loss , 23°C (dB)	≤1.5dB	≤1.5dB
Insert Loss Ripple (dB)	≤0.7dB or ±0.35dB	
Return Loss (dB)	≥50 (APC) ≥40(PC)	≥30(PC)
Max Power (w)	23	
Weight (g)	15g (Excluding tail cables and connectors)	
Max Rotating Speed (rpm)	2000	
Working Life	>100 million rpm	
Working Temperature (°C)	-40~85°C	
Storage Temperature (°C)	-50~85°C	

Electrical parameters

Project	Power	Siana
Rated Voltage	220VAC/VDC	220VAC/VDC
Insulation Resistance	≥100MΩ/220VDC	≥100MΩ/220VDC
Lead wires	AWG28#Teflon	AWG28#Teflon
Lead Length	Standard 300mm (can be extend)	
Dielectric Strength	500VAC@50Hz, 60s	
Electrical noise	<0.01Ω	

Mechanical Data

Project	Value
Rated Voltage	20 million turn
Insulation Resistance	250 RPM
Lead wires	-30°C~ 80°C
Lead Length	0~85% RH
Dielectric Strength	gold-gold
Electrical noise	aluminium alloy
Torque	0.1N.m; + 0.03N.m/6 ring
Protection Grade	IP51

Options for custom slip ring

Note: Below special demands can be customized According , the delivery date will be extended 3 to15 days; also the cost will be increased 30%to 50% . Most of our basic parts are standard and modular which can save the cost and lead time.

- 1, Cable exit way and cable length can be customized for both rotor and stator.
- 2, Because of the structure limitation , length / height / OD can be customized on your request.
- 3, Support current or signal up to 200 ring.
- 4, Aviation plug , terminal and heat-shrink tube are optional.
- 5, Hybeid Sslip ring for Yaskawa / Panasonic / Siemens servo control signal , power line and encoder line.
- 6, Support mixed high speed data transmission (including Ethernet USB , RS232 , RS485 , Profibus , Canbus , CANOPEN , Devicenet CC-LINProfinet Ethercat . et)

- 7, Can combine temperature control signal with thermocouple signal.
 - 9, Special environment can be customized , such as quakeproof , high temperature , etc.
 - 9, Hybrid Pneumatic / hydraulic and electric slip ring can be mixed.
 - 10, Optical fiber connector , optical fiber type and fiber pigtail length can be customized.
 - 11, Optic fiber channels can be customized.
 - 12, Optic fiber wavelength can be customized.
 - 13, Maximum current can up to 5000 amperes.
 - 14, Military grade.
 - 15, Optional for underwater IP65 , Ip68.
 - 16, Optional for stainless steel housing.
- Technical support : Info@orbinexus.com

BFORJ107 SERIES

1 Channel Fiber Optic + electric Slip Rings

BFORJ107 can combine panel optic fiber and electric (1-24 wires). It adopts complete aluminum alloy, can support signal (5A). Rotary joint of FORJ + Electric is also called photoelectrical slip ring, photoelectricity collector ring, which adopts fiber optic as data transmission to solve data transmission between stationary and rotating parts on 360° rotating. It is also especially suitable for occasions where it needs to transmit large volume data / signal from permanent position to rotation position on unlimited, continuous or discontinuous. It has good mechanical property, simplifies system operation and avoids the vibration of turning joints. It destroys fiber optics. Fiber optic rotary joint can be combined with traditional electric slip rings to transmit power and high-speed data.

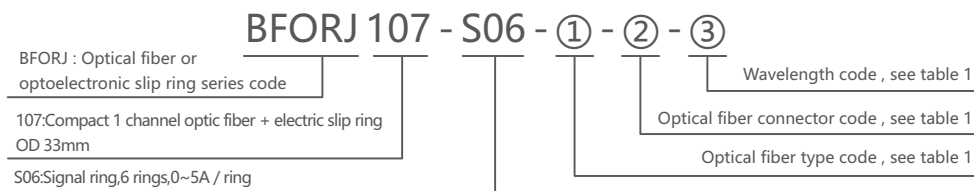
Product images



The pictures are for reference only

As the signal pathway increases or the combination of light and electricity results in changes in the appearance and size of the product, the actual product shall prevail.

Part# Explanation



Dimensions

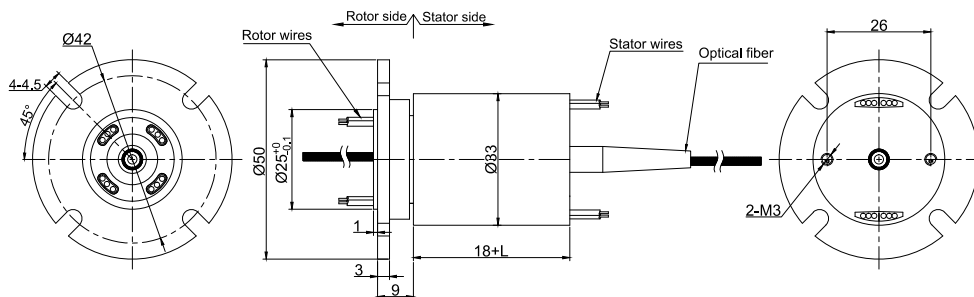


Table 1

Fiber Type Code	Fiber Connector Code	Wavelength Code
01 : 9/125um , Single-mode	FC : FC Connector	01:1310/1550 (single-mode)
02 : 50/125um , Multiple-mode	ST : ST Connector	02:850/1310 (multiple-mode)
03 : 62.5/125um , Multiple-mode	SC : SC Connector	
	LC : LC Connector	
The connector face is PC by default.If APC is needed . APC shouldbe added behindAPC , such as FC / APC		

BFORJ107 Series Part#List

Part#	Optic fiber Channel	Signal/5A	Length(mm)
BFORJ107-S06	1	6	25.4
BFORJ107-S12	1	12	39.2
BFORJ107-S18	1	18	53
BFORJ107-S18	1	24	66.8

you have any special requirements , please contact customer service for specific model and customization

fiber parameters

Project	Single-mode	Multiple-mode
Wavelength (nm)	±50	
Max Insert Loss , 23°C (dB)	≤1.5dB	≤1.5dB
Insert Loss Ripple (dB)	≤0.7dB or ±0.35dB	
Return Loss (dB)	≥50 (APC) ≥40(PC)	≥30(PC)
Max Power (w)	23	
Weight (g)	15g (Excluding tail cables and connectors)	
Max Rotating Speed (rpm)	2000	
Working Life	>100 million rpm	
Working Temperature (°C)	-20~60°C (-40~85°C Optional)	
Storage Temperature (°C)	-45~85°C	

Electrical parameters

Project	Power	Siana
Rated Voltage	240VAC/VDC	240VAC/VDC
Insulation Resistance	≥500MΩ/300VDC	≥200MΩ/300VDC
Lead wires	AWG28#Teflon	AWG28#Teflon
Lead Length	Standard 100mm (can be extend)	
Dielectric Strength	200VAC@50Hz, 60s	
Electrical noise	<0.01Ω	

Mechanical Data

Project	Value
Rated Voltage	20 million turn
Insulation Resistance	250 RPM
Lead wires	-30°C~ 80°C
Lead Length	0~85% RH
Dielectric Strength	gold-gold
Electrical noise	aluminium alloy
Torque	0.1N.m; + 0.03N.m/6 ring
Protection Grade	IP51

Options for custom slip ring

Note: Below special demands can be customized According , the delivery date will be extended 3 to15 days; also the cost will be increased 30%to 50% . Most of our basic parts are standard and modular which can save the cost and lead time.

- 1, Cable exit way and cable length can be customized for both rotor and stator.
- 2, Because of the structure limitation , length / height / OD can be customized on your request.
- 3, Support current or signal up to 200 ring.
- 4, Aviation plug , terminal and heat-shrink tube are optional.
- 5, Hybeid Sslip ring for Yaskawa / Panasonic / Siemens servo control signal , power line and encoder line.
- 6, Support mixed high speed data transmission (including Ethernet USB , RS232 , RS485 , Profibus , Canbus , CANOPEN , Devicenet , CC-LINProfinet Ethercat . et)

- 7, Can combine temperature control signal with thermocouple signal.
 - 9, Special environment can be customized , such as quakeproof , high temperature , etc.
 - 9, Hybrid Pneumatic / hydraulic and electric slip ring can be mixed.
 - 10, Optical fiber connector , optical fiber type and fiber pigtail length can be customized.
 - 11, Optic fiber channels can be customized.
 - 12, Optic fiber wavelength can be customized.
 - 13, Maximum current can up to 5000 amperes.
 - 14, Military grade.
 - 15, Optional for underwater IP65 , Ip68.
 - 16, Optional for stainless steel housing.
- Technical support : Info@orbinexus.com

BFORJ108 SERIES

1 Channel Fiber Optic + electric Slip Rings

BFORJ108 can combine panel optic fiber and electric (1- 48wires) It adopt complete aluminum alloy, can support signal (5A) Rotary joint of FORJ + Electric is also called photoelectrical slip ring , photoelectricity collector ring , which adopts fiber optic as data transmission to solve data transmission between stationary and rotating parts on 360 ° rotating . It is also especially suitable for occasions where it needs to transmit large volume data / signal from permanent position to rotation position on unlimited , continuous or discontinuous prove mechanical property , simplify system operation and avoid the rattling of turning joints destroy fiber optics Fiber optic rotary joint can be combined with traditional electricing to transmit power and high-speed data.

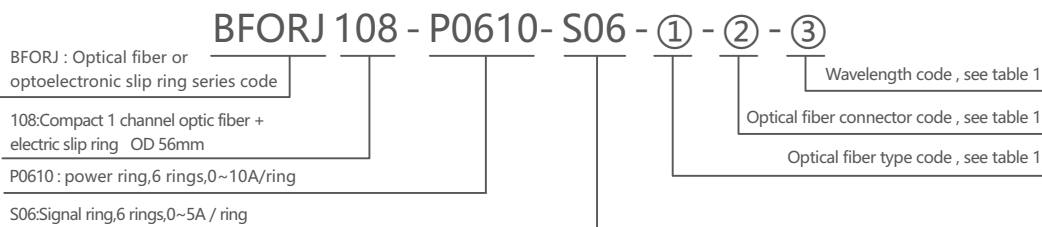
Product images



The pictures are for reference only

As the signal pathway increases or the combination of light and electricity results in changes in the appearance and size of the product, the actual product shall prevail.

Part# Explanation



Dimensions

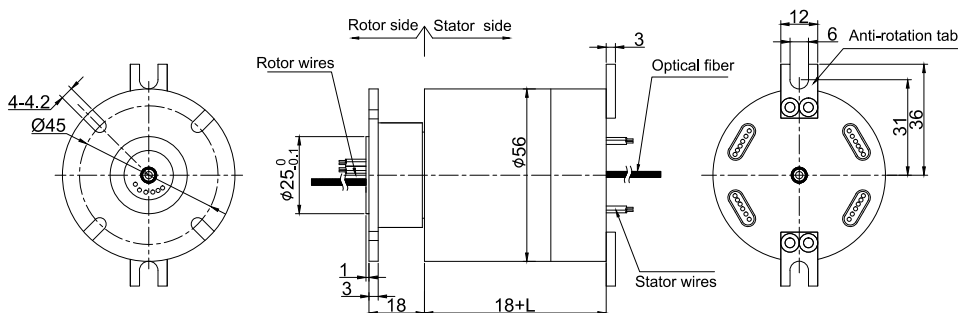


Table 1

Fiber Type Code	Fiber Connector Code	Wavelength Code
01 : 9/125um , Single-mode	FC : FC Connector	01:1310/1550 (single-mode)
02 : 50/125um , Multiple-mode	ST : ST Connector	02:850/1310 (multiple-mode)
03 : 62.5/125um , Multiple-mode	SC : SC Connector	
	LC : LC Connector	
	The connector face is PC by default. If APC is needed , APC should be added behind APC , such as FC / APC	

BFORJ108 Series Part#List

Part#	Optic fiber Channel	10A	Signal/5A	Length(mm)
BFORJ108-S06	1	0	0	38
BFORJ108-P0610	1	6	6	38
BFORJ108-S12	1	0	12	54.8
BFORJ108-P1210	1	12	0	54.8
BFORJ108-P0610-S06	1	6	6	54.8
BFORJ108-S18	1	0	18	71.6
BFORJ108-P1810	1	18	0	71.6
BFORJ108-S24	1	0	24	88.4
BFORJ108-P1210-S12	1	12	12	88.4
BFORJ108-P0610-S18	1	6	18	88.4
BFORJ108-S30	1	0	30	105.2
BFORJ108-S36	1	0	36	125
BFORJ108-S42	1	0	42	141.8
BFORJ108-S48	1	0	48	158.6

you have any special requirements , please contact customer service for specific model and customization

fiber parameters

Project	Single-mode	Multiple-mode
Wavelength (nm)	±50	
Max Insert Loss , 23°C (dB)	≤1.5dB	≤1.5dB
Insert Loss Ripple (dB)	≤0.7dB	0.7dB
Return Loss (dB)	≥50 (APC) ≥40(PC)	≥30(PC)
Max Power (w)	23	
Weight (g)	25g (Excluding tail cables and connectors)	
Max Rotating Speed (rpm)	1000	
Working Life	>100 million rpm	
Working Temperature (°C)	-20~60°C (-40~85°C Optional)	
Storage Temperature (°C)	-45~85°C	

Electrical parameters

Project	Power	Siana
Rated Voltage	440VAC/VDC	240VAC/VDC
Insulation Resistance	≥1000MΩ/500VDC	≥1000MΩ/500VDC
Lead wires	AWG17#Teflon	AWG22#Teflon
Lead Length	Standard 300mm (can be extend)	
Dielectric Strength	500VAC@50Hz, 60s	
Electrical noise	<0.01Ω	

Mechanical Data

Project	Value
Rated Voltage	20 million turn
Insulation Resistance	250 RPM
Lead wires	-30°C~ 80°C
Lead Length	0~85% RH
Dielectric Strength	gold-gold
Electrical noise	aluminium alloy
Torque	0.1N.m; + 0.03N.m/6 ring
Protection Grade	IP51

Options for custom slip ring

Note: Below special demands can be customized According , the delivery date will be extended 3 to15 days; also the cost will be increased 30%to 50% . Most of our basic parts are standard and modular which can save the cost and lead time.

- 1, Cable exit way and cable length can be customized for both rotor and stator.
- 2, Because of the structure limitation , length / height / OD can be customized on your request.
- 3, Support current or signal up to 200 ring.
- 4, Aviation plug , terminal and heat-shrink tube are optional.
- 5, Hybeid Sslip ring for Yaskawa / Panasonic / Siemens servo control signal , power line and encoder line.
- 6, Support mixed high speed data transmission (including Ethernet USB , RS232 , RS485 , Profibus , Canbus , CANOPEN , Devicenet , CC-LINProfinet Ethercat . et)

- 7, Can combine temperature control signal with thermocouple signal.
 - 9, Special environment can be customized , such as quakeproof , high temperature , etc.
 - 9, Hybrid Pneumatic / hydraulic and electric slip ring can be mixed.
 - 10, Optical fiber connector , optical fiber type and fiber pigtail length can be customized.
 - 11, Optic fiber channels can be customized.
 - 12, Optic fiber wavelength can be customized.
 - 13, Maximum current can up to 5000 amperes.
 - 14, Military grade.
 - 15, Optional for underwater IP65 , Ip68.
 - 16, Optional for stainless steel housing.
- Technical support : Info@orbinexus.com

BFORJ109 SERIES

1 Channel Fiber Optic + electric Slip Rings

BFORJ109 can combine panel optic fiber and electric (1-96 wires). It adopts complete aluminum alloy, can support signal (5A). Rotary joint of FORJ + Electric is also called photoelectrical slip ring, photoelectricity collector ring, which adopts fiber optic as data transmission to solve data transmission between stationary and rotating parts on 360° rotating. It is also especially suitable for occasions where it needs to transmit large volume data / signal from permanent position to rotation position on unlimited, continuous or discontinuous. It has good mechanical property, simplifies system operation and avoids the vibration of turning joints. Destroy fiber optics. Fiber optic rotary joint can be combined with traditional electric slip rings to transmit power and high-speed data.

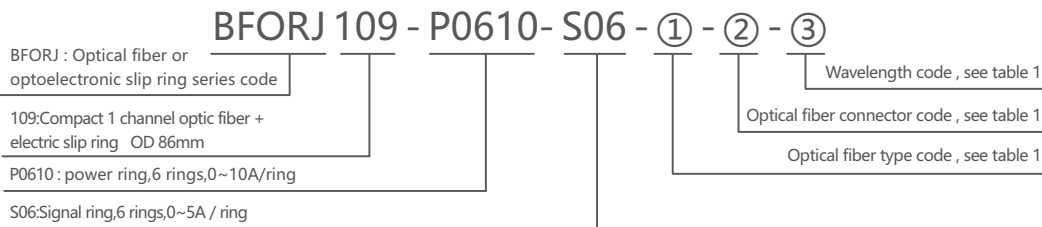
Product images



The pictures are for reference only

As the signal pathway increases or the combination of light and electricity results in changes in the appearance and size of the product, the actual product shall prevail.

Part# Explanation



Dimensions

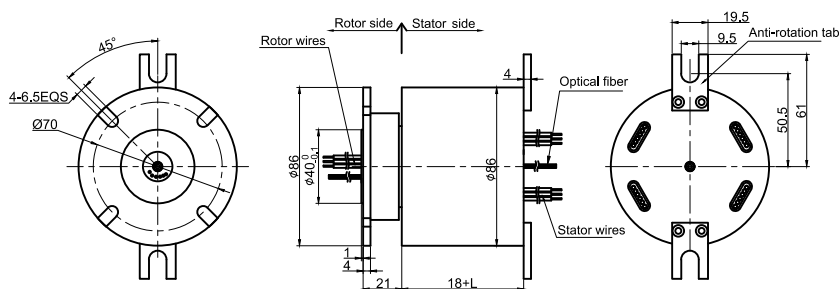


Table 1

Fiber Type Code	Fiber Connector Code	Wavelength Code
01 : 9/125um , Single-mode 02 : 50/125um , Multiple-mode 03 : 62.5/125um , Multiple-mode	FC : FC Connector ST : ST Connector SC : SC Connector LC : LC Connector The connector face is PC by default if APC is needed . APC should be added behind APC , such as FC / APC	01: 1310/1550 (single-mode) 02: 850/1310 (multiple-mode)

BFORJ107 Series Part#List

Part#	Optic fiber Channel	10A	Signal/5A	Length(mm)
BFORJ109-S02	1	0	2	31.6
BFORJ109-P0210	1	2	0	31.6
BFORJ109-S03	1	0	3	35
BFORJ109-P0310	1	3	0	35
BFORJ109-S06	1	0	6	45.2
BFORJ109-P0210-S04	1	2	4	45.2
BFORJ109-P0410-S02	1	4	2	45.2
BFORJ109-P0610	1	6	0	45.2
BFORJ109-S12	1	0	12	65.6
BFORJ109-P0210-S10	1	2	10	65.6
BFORJ109-P0310-S09	1	3	9	65.6
BFORJ109-P0610-S06	1	6	6	65.6
BFORJ109-P0180-S04	1	8	4	65.6
BFORJ109-P1010-S02	1	10	2	65.6
BFORJ109-P1210	1	12	0	65.6

Part#	Optic fiber Channel	10A	Signal/5A	Length(mm)
BFORJ109-P1810-S06	1	18	6	106.4
BFORJ109-P2410	1	24	0	106.4
BFORJ109-S30	1	0	30	126.8
BFORJ109-P0610-S24	1	6	24	126.8
BFORJ109-P1210-S18	1	12	18	126.8
BFORJ109-P1810-S12	1	18	12	126.8
BFORJ109-P2410-S06	1	24	6	126.8
BFORJ109-P3010	1	30	0	126.8
BFORJ109-S36	1	0	36	150.2
BFORJ109-P0610-S30	1	3	30	150.2
BFORJ109-P1210-S24	1	12	24	150.2
BFORJ109-P3610	1	39	0	150.2
BFORJ109-S42	1	0	42	170.6
BFORJ109-P0610-S36	1	6	36	170.6
BFORJ109-P1210-S30	1	12	30	170.6
BFORJ109-S48	1	0	48	193.2
BFORJ109-P0610-S42	1	6	42	193.2
BFORJ109-P0910-S39	1	9	39	193.2
BFORJ109-P1210-S36	1	12	36	193.2
BFORJ109-P1810-S30	1	18	30	193.2
BFORJ109-P2410-S24	1	24	24	193.2
BFORJ109-S60	1	0	60	234
BFORJ109-P0610-S54	1	6	54	234
BFORJ109-P0910-S51	1	9	51	234
BFORJ109-P1210-S48	1	12	48	234
BFORJ109-S72	1	0	72	277.8

you have any special requirements , please contact customer service for specific model and customization

fiber parameters

Project	Single-mode	Multiple-mode
Wavelength (nm)	±50	
Max Insert Loss , 23°C (dB)	≤1.5dB	≤1.5dB
Insert Loss Ripple (dB)	≤0.7dB	0.7dB
Return Loss (dB)	≥50 (APC) ≥40(PC)	≥30(PC)
Max Power (w)	23	
Weight (g)	25g (Excluding tail cables and connectors)	
Max Rotating Speed (rpm)	1000	
Working Life	>100 million rpm	
Working Temperature (°C)	-20~60°C (-40~85°C Optional)	
Storage Temperature (°C)	-45~85°C	

Electrical parameters

Project	Power	Siana
Rated Voltage	440VAC/VDC	240VAC/VDC
Insulation Resistance	≥1000MΩ/500VDC	≥1000MΩ/500VDC
Lead wires	AWG16#Teflon	AWG22#Teflon
Lead Length	Standard 300mm (can be extend)	
Fiber Length	1m	
Dielectric Strength	500VAC@50Hz, 60s	

Electrical noise <0.01Ω

Mechanical Data

Project	Value
Rated Voltage	20 million turn
Insulation Resistance	250 RPM
Lead wires	-30°C~ 80°C
Lead Length	0~85% RH
Dielectric Strength	gold-gold
Electrical noise	aluminium alloy
Torque	0.1N.m; + 0.03N.m/6 ring
Protection Grade	IP51

Options for custom slip ring

Note: Below special demands can be customized According , the delivery date will be extended 3 to15 days; also the cost will be increased 30%to 50% . Most of our basic parts are standard and modular which can save the cost and lead time.

- 1, Cable exit way and cable length can be customized for both rotor and stator.
- 2, Because of the structure limitation , length / height / OD can be customized on your request.
- 3, Support current or signal up to 200 ring.
- 4, Aviation plug , terminal and heat-shrink tube are optional.
- 5, Hybeid Sslip ring for Yaskawa / Panasonic / Siemens servo control signal , power line and encoder line.
- 6, Support mixed high speed data transmission (including Ethernet USB , RS232 , RS485 , Profibus , Canbus , CANOPEN , Devicenet , CC-LINProfinet Ethercat . et)
- 7, Can combine temperature control signal with thermocouple signal.
- 9, Special environment can be customized , such as quakeproof , high temperature , etc.
- 9, Hybrid Pneumatic / hydraulic and electric slip ring can be mixed.
- 10, Optical fiber connector , optical fiber type and fiber pigtail length can be customized.
- 11, Optic fiber channels can be customized.
- 12, Optic fiber wavelength can be customized.
- 13, Maximum current can up to 5000 amperes.
- 14, Military grade.
- 15, Optional for underwater IP65 , Ip68.
- 16, Optional for stainless steel housing.

Technical support : Info@orbinexus.com

BFORJ200 SERIES

2 Channel (FORJ) Fiber Optic Slip Rings

BFORJ200 fiber optic slip ring support 2 channel fiber optic (SM / MM) . It can perfect transmit data on 360 ° rotating . It is also especially suitable for occasions where it needs to transmit large volume data / signal from permanent position to rotation position under intermittent , continuous or discontinuous rotating , which can improve mechanical property , simplify system operation and avoid the rotating of turning joints destroying fiber optics

Features

- Low insertion loss , high rotation speed
- Non-contact , zero friction , long working life 1 channel can achieve one hundred million revolutions
- Small size , light weight , high sealing class
- Fiber optic transmitting signal , no electromagnetic interference , long-distance transmission

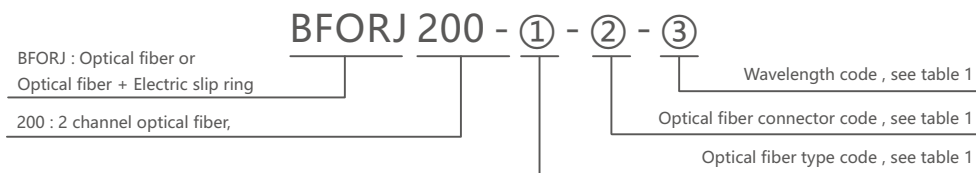
Product images



The pictures are for reference only

As the signal pathway increases or the combination of light and electricity results in changes in the appearance and size of the product, the actual product shall prevail.

Part# Explanation



Dimensions

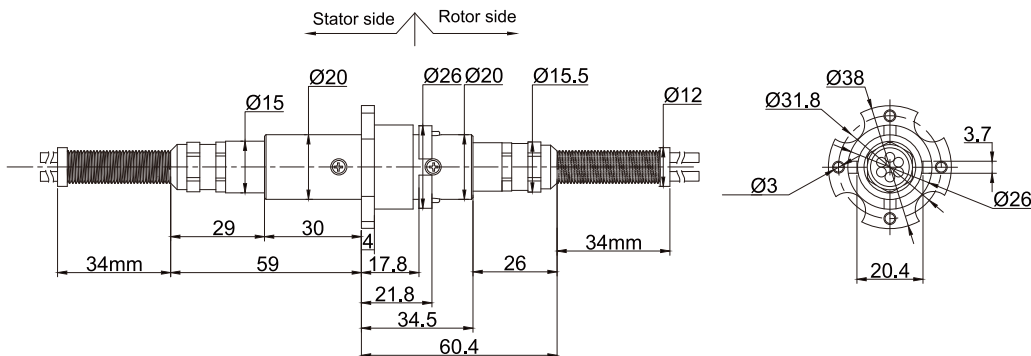


Table 1

Fiber Type Code	Fiber Connector Code	Wavelength Code
01 : 9/125um , Single-mode	FC : FC Connector	01:1310/1550 (single-mode)
02 : 50/125um , Multiple-mode	ST : ST Connector	02:850/1310 (multiple-mode)
03 : 62.5/125um , Multiple-mode	SC : SC Connector	
	LC : LC Connector	
	The connector face is PC by default If APC is needed . APC should be added behind APC , such as FC / APC	

Specifications

Project	Single-mode	Multiple-mode
Wavelength (nm)	± 50	
Max Insert Loss , 23°C (dB)	4dB	4dB
Insert Loss Ripple (dB)	2dB	2dB
Return Loss (dB)	≥ 50 (APC) ≥ 40(PC)	≥ 30(PC)
Max Power (dBm)	23	
Weight (g)	160g	
Max Rotating Speed (rpm)	300	
Working Life	> 100 million rpm	
Working Temperature (°C)	-20~60°C (Civil use)	-40~85°C (military)
Storage Temperature (°C)	-50~85°C	
protection grade	IP65	
Fiber length	1m	

BFORJ200C SERIES


2 Channel (FORJ) Fiber Optic Slip Rings

BFORJ200C fiber optic slip ring support 2 channel fiber optic (SM / MM) . It can perfect transmit data on 360 ° rotating . It is also especially suitable for occasions where it needs to transmit large volume data / signal from permanent position to rotation position under intermittent , continuous or discontinuous rotating , which can improve mechanical property , simplify system operation and avoid the rotating of turning joints destroying fiber optics

Features

- Low insertion loss , high rotation speed
- Non-contact , zero friction , long working life 1 channel can achieve one hundred million revolutions
- Small size , light weight , high sealing class
- Fiber optic transmitting signal , no electromagnetic interference , long-distance transmission
- LOSS BELOW 1.5-2dB can be customized

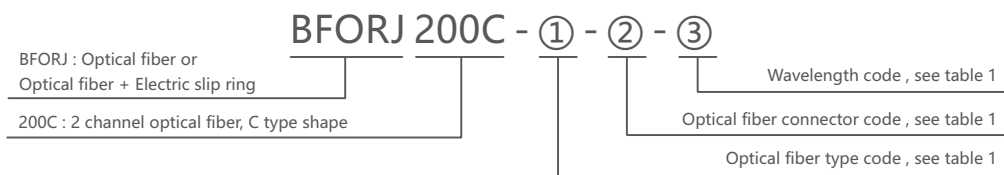
Product images



The pictures are for reference only

As the signal pathway increases or the combination of light and electricity results in changes in the appearance and size of the product, the actual product shall prevail.

Part# Explanation



Dimensions

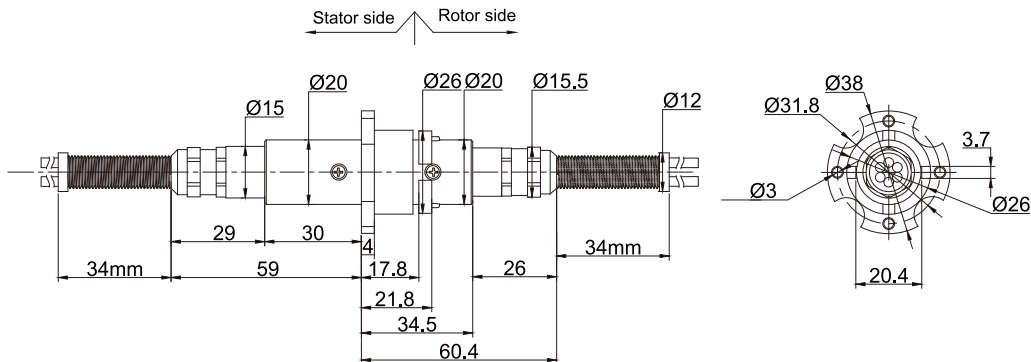


Table 1

Fiber Type Code	Fiber Connector Code	Wavelength Code
01 : 9/125um , Single-mode	FC : FC Connector	01:1310/1550 (single-mode)
02 : 50/125um , Multiple-mode	ST : ST Connector	02:850/1310 (multiple-mode)
03 : 62.5/125um , Multiple-mode	SC : SC Connector	
	LC : LC Connector	
	The connector face is PC by default If APC is needed . APC should be added behind APC , such as FC / APC	

Specifications

Project	Single-mode	Multiple-mode
Wavelength (nm)	±50	
Max Insert Loss , 23°C (dB)	≤3.5dB	≤3.5dB
Insert Loss Ripple (dB)	1.5	1.5
Return Loss (dB)	≥50 (APC) ≥40(PC)	≥30(PC)
Max Power (w)	23	
Weight (g)	200g	
Max Rotating Speed (rpm)	300	
Working Life	>100 million rpm	
Working Temperature (°C)	-20~60°C (Civil use)	-40~85°C (military)
Storage Temperature (°C)	-50~85°C	
protection grade	IP65	
Fiber length	1m	

BFORJ200E SERIES

2 Channel (FORJ) Fiber Optic Slip Rings

BFORJ200E fiber optic slip ring support 2 channel fiber optic (SM / MM) . It can perfect transmit data on 360 ° rotating . It is also especially suitable for occasions where it needs to transmit large volume data / signal from permanent position to rotation position under intermittent , continuous or discontinuous rotating , which can improve mechanical property , simplify system operation and avoid the rotating of turning joints destroying fiber optics

Features

- Low insertion loss , high rotation speed
 - Non-contact , zero friction , long working life 1 channel can achieve one hundred million revolutions
 - Small size , light weight , high sealing class
 - Fiber optic transmitting signal , no electromagnetic interference , long-distance transmission
 - LOSS BELOW 1.5-2dB can be customized
 - One end is a side exit, saving axial space
-

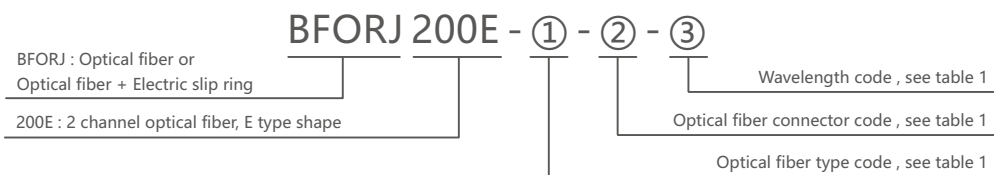
Product images



The pictures are for reference only

As the signal pathway increases or the combination of light and electricity results in changes in the appearance and size of the product, the actual product shall prevail.

Part# Explanation



Dimensions

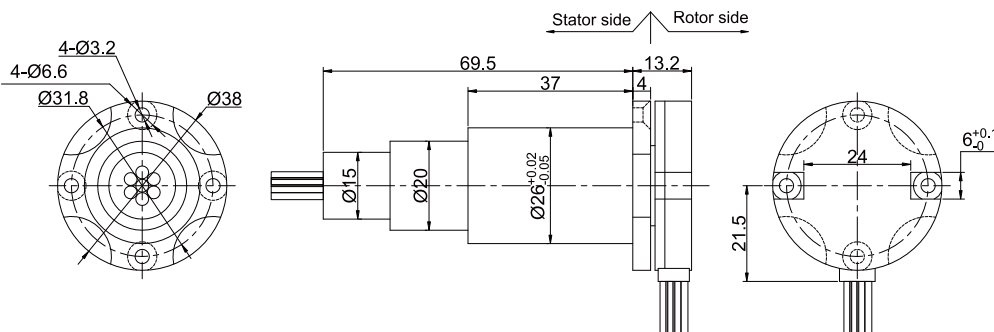


Table 1

Fiber Type Code	Fiber Connector Code	Wavelength Code
01 : 9/125um , Single-mode	FC : FC Connector	01:1310/1550 (single-mode)
02 : 50/125um , Multiple-mode	ST : ST Connector	02:850/1310 (multiple-mode)
03 : 62.5/125um , Multiple-mode	SC : SC Connector	
	LC : LC Connector	
	The connector face is PC by default if APC is needed . APC should be added behind APC , such as FC / APC	

Specifications

Project	Single-mode	Multiple-mode
Wavelength (nm)	± 50	
Max Insert Loss , 23°C (dB)	≤ 3.5dB	≤ 3.5dB
Insert Loss Ripple (dB)	1.5	1.5
Return Loss (dB)	≥ 50 (APC) ≥ 40(PC)	≥ 30(PC)
Max Power (w)	23	
Weight (g)	185g	
Max Rotating Speed (rpm)	300	
Working Life	> 100 million rpm	
Working Temperature (°C)	-20~60°C (Civil use)	-40~85°C (military)
Storage Temperature (°C)	-50~85°C	
protection grade	IP65	
Fiber length	1m	

BFORJ208 SERIES

2 Channel Fiber Optic+electric Slip Rings

BFORJ208 can combine 2 channels optical fiber and electric(1-72wires) It adopt complete aluminum alloy structure, can support signal(5A) Rotary joint of FORJ+Electric is also called photoelectrical slip ring, photoelectricity collector ring, which adopts fiber optic as data transmission media to solve the data transmission between system units. It can perfectly transmit data on 360 rotating. It is also especially suitable for occasion where it needs to transmit large volume data/signal from permanent position to rotation position on unlimited, continuous or discontinuous rotating, which can improve mechanical property, simplify system operation and avoid the rotating of turning joints destroy fiber optics. Fiber optic rotary joint can be combined with traditional electric slip ring to transmit power and high-speed data

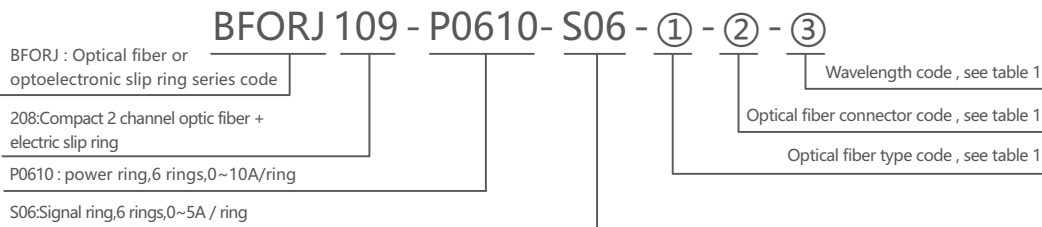
Product images



The pictures are for reference only

As the signal pathway increases or the combination of light and electricity results in changes in the appearance and size of the product, the actual product shall prevail.

Part# Explanation



Dimensions

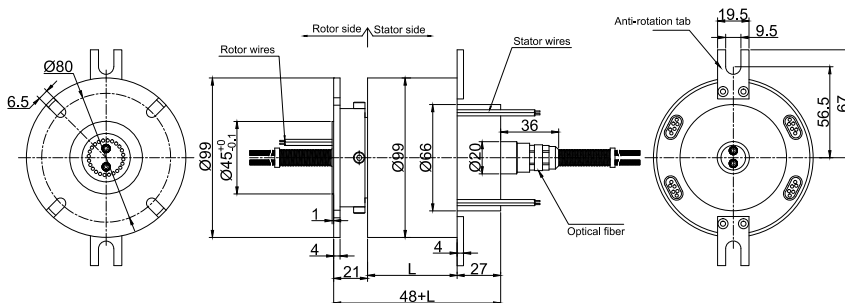


Table 1

Fiber Type Code	Fiber Connector Code	Wavelength Code
01 : 9/125um , Single-mode	FC : FC Connector	01:1310/1550 (single-mode)
02 : 50/125um , Multiple-mode	ST : ST Connector	02:850/1310 (multiple-mode)
03 : 62.5/125um , Multiple-mode	SC : SC Connector	
	LC : LC Connector	
	The connector face is PC by default. If APC is needed , APC should be added behind APC , such as FC / APC	

BFORJ208 Series Part#List

Part#	Optic fiber Channel	10A	Signal/5A	Length(mm)
BFORJ208-S02	2	0	2	55.6
BFORJ208-P0210	2	2	0	55.6
BFORJ208-S03	2	0	3	55.6
BFORJ208-P0310	2	3	0	55.6
BFORJ208-S06	2	0	6	55.6
BFORJ208-P0210-S04	2	2	4	55.6
BFORJ208-P0410-S02	2	4	2	55.6
BFORJ208-P0610	2	6	0	55.6
BFORJ208-S12	2	0	12	78.4
BFORJ208-P0210-S10	2	2	10	78.4
BFORJ208-P0310-S09	2	3	9	78.4
BFORJ208-P0610-S06	2	6	6	78.4
BFORJ208-P0810-S04	2	8	4	78.4
BFORJ208-P1010-S02	2	10	2	78.4
BFORJ208-P0210	2	12	0	78.4

Part#	Optic fiber Channel	10A	Signal/5A	Length(mm)
BFORJ208-S18	2	0	18	101.2
BFORJ208-P0210-S16	2	2	16	101.2
BFORJ208-P0410-S14	2	4	14	101.2
BFORJ208-P0610-S12	2	6	12	101.2
BFORJ208-P0810-S10	2	8	10	101.2
BFORJ208-P1010-S08	2	10	8	101.2
BFORJ208-P1210-S06	2	12	6	101.2
BFORJ208-P1410-S04	2	14	4	101.2
BFORJ208-P1610-S02	2	16	2	101.2
BFORJ208-P1810	2	18	0	101.2
BFORJ208-S24	2	0	24	124
BFORJ208-P1210-S12	2	12	12	124
BFORJ208-P1810-S06	2	18	6	124
BFORJ208-P2410	2	24	0	124
BFORJ208-S03	2	0	30	151.8
BFORJ208-P0610-S24	2	6	24	151.8
BFORJ208-P1210-S18	2	12	18	151.8
BFORJ208-P1810-S12	2	18	12	151.8
BFORJ208-P2410-S06	2	24	6	151.8
BFORJ208-P3010	2	30	0	151.8
BFORJ208-S36	2	0	36	174.6
BFORJ208-P0610-S30	2	6	30	174.6
BFORJ208-P1210-S24	2	12	24	174.6
BFORJ208-P3610	2	36	0	174.6
BFORJ208-S42	2	0	42	220.2
BFORJ208-P0610-S36	2	6	36	220.2
BFORJ208-P1210-S30	2	12	30	220.2
BFORJ208-S48	2	0	48	220.2
BFORJ208-P0610-S42	2	6	42	220.2
BFORJ208-P0910-S39	2	9	39	220.2
BFORJ208-P1210-S36	2	12	36	220.2
BFORJ208-P1810-S30	2	18	30	220.2
BFORJ208-P2410-S24	2	24	24	220.2
BFORJ208-S06	2	0	60	270.8
BFORJ208-P0610-S54	2	6	54	270.8
BFORJ208-P0810-S52	2	8	52	270.8
BFORJ208-P1010-S0	2	10	50	270.8

Bers and high current can be customized , please contact customer service for more models

fiber parameters

Project	Single-mode	Multiple-mode
Wavelength (nm)	±50	
Max Insert Loss , 23°C (dB)	3.5dB	3.5dB
Insert Loss Ripple (dB)	1.5dB	1.5dB
Return Loss (dB)	≥50 (APC) ≥40(PC)	≥30(PC)
Max Power (w)	23	
Weight (g)	200g	
Max Rotating Speed (rpm)	300	
Working Life	>100 million rpm	
Working Temperature (°C)	-20~60°C (-40~85°C Optional)	
Storage Temperature (°C)	-45~85°C	

Electrical parameters

Project	Power	Siana
Rated Voltage	440VAC/VDC	440VAC/VDC
Insulation Resistance	≥1000MΩ/500VDC	≥1000MΩ/500VDC
Lead wires	AWG16#Teflon	AWG22#Teflon
Lead Length	Standard 300mm (can be extend)	
Fiber Length	1m	
Dielectric Strength	500VAC@50Hz, 60s	
Electrical noise	<0.01Ω	

Mechanical Data

Project	Value
Rated Voltage	20 million turn
Insulation Resistance	250 RPM
Lead wires	-30°C~ 80°C
Lead Length	0~85% RH
Dielectric Strength	gold-gold
Electrical noise	aluminium alloy
Torque	0.1N.m; + 0.03N.m/6 ring
Protection Grade	IP51

Options for custom slip ring

Note: Below special demands can be customized According , the delivery date will be extended 3 to15 days; also the cost will be increased 30%to 50% . Most of our basic parts are standard and modular which can save the cost and lead time.

- 1, Cable exit way and cable length can be customized for both rotor and stator.
- 2, Because of the structure limitation , length / height / OD can be customized on your request.
- 3, Support current or signal up to 200 ring.
- 4, Aviation plug , terminal and heat-shrink tube are optional.
- 5, Hybeid Sslip ring for Yaskawa / Panasonic / Siemens servo control signal , power line and encoder line.
- 6, Support mixed high speed data transmission (including Ethernet USB , RS232 , RS485 , Profibus , Canbus , CANOPEN , Devicenet , CC-LINProfinet Ethercat . et)
- 7, Can combine temperature control signal with thermocouple signal.
- 9, Special environment can be customized , such as quakeproof , high temperature , etc.
- 9, Hybrid Pneumatic / hydraulic and electric slip ring can be mixed.
- 10, Optical fiber connector , optical fiber type and fiber pigtail length can be customized.
- 11, Optic fiber channels can be customized.
- 12, Optic fiber wavelength can be customized.
- 13, Maximum current can up to 5000 amperes.
- 14, Military grade.
- 15, Optional for underwater IP65 , Ip68.
- 16, Optional for stainless steel housing.

Technical support : Info@orbinexus.com

BFORJ400 SERIES

4 Channel (FORJ) Fiber Optic Slip Rings

MFO400 fiber optic slip ring support 4 channels fiber optic(SM/MM). It can perfectly transmit data on 360° rotating. It is also especially suitable for occasion where it needs to transmit large volume data/signal from permanent position to rotation position under unlimited, continuous or discontinuous rotating, which can improve mechanical property, simplify system operation and avoid the rotating of turning joints destroying fiber optics.

Features

- Low insertion loss, high rotation speed
 - Non-contact, zero friction, long working life, single core can achieve one hundred million revolutions
 - Small size, light weight, high sealing class
 - Fiber optics transmitting signal, no leaks, no electromagnetic interference, long-distance transmission
-

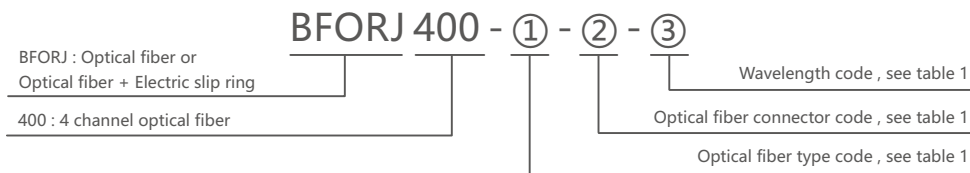
Product images



The pictures are for reference only

As the signal pathway increases or the combination of light and electricity results in changes in the appearance and size of the product, the actual product shall prevail.

Part# Explanation



Dimensions

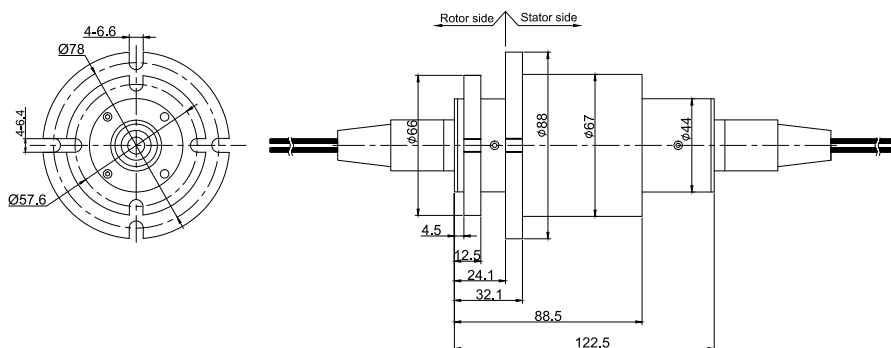


Table 1

Fiber Type Code	Fiber Connector Code	Wavelength Code
01 : 9/125um , Single-mode	FC : FC Connector	01:1310/1550 (single-mode)
02 : 50/125um , Multiple-mode	ST : ST Connector	02:850/1310 (multiple-mode)
03 : 62.5/125um , Multiple-mode	SC : SC Connector	
	LC : LC Connector	
	The connector face is PC by default If APC is needed . APC should be added behind APC , such as FC / APC	

Specifications


Project	Single-mode	Multiple-mode
Wavelength (nm)	± 50	
Max Insert Loss , 23°C (dB)	4	4
Insert Loss Ripple (dB)	2	2
Return Loss (dB)	≥ 50 (APC) ≥ 40 (PC)	≥ 30 (PC)
Max Power (w)	0.5	
Weight (g)	1.6Kg (Excluding tail cables and connectors)	
Max Rotating Speed (rpm)	300	
Working Life	> 100 million rpm	
Working Temperature (°C)	-20~60°C (Civil use)	-40~85°C (military)
Storage Temperature (°C)	-50~85°C	
protection grade	IP65	
Fiber length	1m	

BFORJ408 SERIES

4 Channel Fiber Optic+electric Slip Rings

MFO408 can combine 4 channels optic fiber and electric(1~72wires). It adopt complete aluminum alloy structure, can support signal(5A).Rotary joint of FORJ+Electric is also called photoelectrical slip ring, photoelectricity collector ring, which adopts fiber optic as data transmission media to solve the data transmission between system units. It can perfectly transmit data on 360° rotating. It is also especially suitable for occasion where it needs to transmit large volume data/signal from permanent position to rotation position on unlimited, continuous or discontinuous rotating, which can improve mechanical property, simplify system operation and avoid the rotating of turning joints destroy fiber optics. Fiber optic rotary joint can be combined with traditional electric slip ring to transmit power and high-speed data.

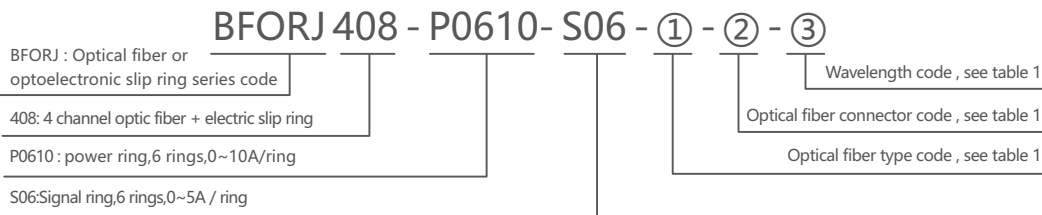
Product images



The pictures are for reference only

As the signal pathway increases or the combination of light and electricity results in changes in the appearance and size of the product, the actual product shall prevail.

Part# Explanation



Dimensions

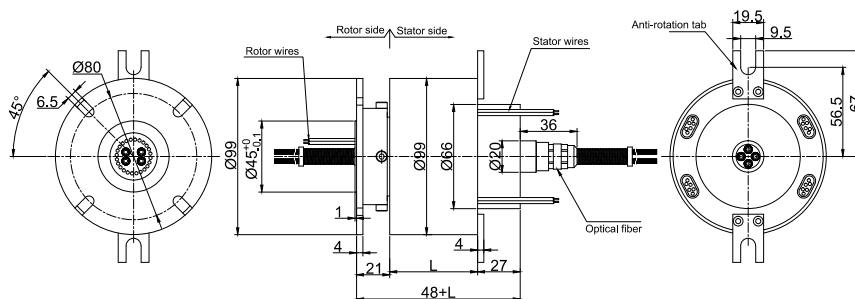


Table 1

Fiber Type Code	Fiber Connector Code	Wavelength Code
01 : 9/125um , Single-mode	FC : FC Connector	01:1310/1550 (single-mode)
02 : 50/125um , Multiple-mode	ST : ST Connector	02:850/1310 (multiple-mode)
03 : 62.5/125um , Multiple-mode	SC : SC Connector	
	LC : LC Connector	
	The connector face is PC by default if APC is needed . APC should be added behind APC , such as FC / APC	

BFORJ107 Series Part#List

Part#	Optic fiber Channel	10A	Signal/5A	Length(mm)
BFORJ408-S02	4	0	2	55.6
BFORJ408-P0210	4	2	0	55.6
BFORJ408-S03	4	0	3	55.6
BFORJ408-S0310	4	3	0	55.6
BFORJ408-S06	4	0	6	55.6
BFORJ408-P0210-S04	4	2	4	55.6
BFORJ408-P0410-S02	4	4	2	55.6
BFORJ408-P0610	4	6	0	55.6
BFORJ408-S12	4	0	12	78.4
BFORJ408-P0210-S10	4	2	10	78.4
BFORJ408-P0310-S09	4	3	9	78.4
BFORJ408-S0610-S06	4	6	6	78.4
BFORJ408-P0810-S04	4	8	4	78.4
BFORJ408-P1010-S02	4	10	2	78.4
BFORJ408-P1210	4	12	0	78.4

Part#	Optic fiber Channel	10A	Signal/5A	Length(mm)
BFORJ408-S18	4	0	18	101.2
BFORJ408-P0210-S16	4	2	16	101.2
BFORJ408-P0410-S14	4	4	14	101.2
BFORJ408-P0610-S12	4	6	12	101.2
BFORJ408-P0810-S10	4	8	10	101.2
BFORJ408-P1010-S08	4	10	8	101.2
BFORJ408-P1210-S06	4	12	6	101.2
BFORJ408-P1410-S04	4	14	4	101.2
BFORJ408-P1610-S02	4	16	2	101.2
BFORJ408-P1810	4	18	0	101.2
BFORJ408-S24	4	0	24	124
BFORJ408-P1210-S12	2	12	12	124
BFORJ408-P1810-S06	2	18	6	124
BFORJ408-P2410	2	24	0	124
BFORJ408-S03	2	0	30	151.8
BFORJ408-P0610-S24	2	6	24	151.8
BFORJ408-P1210-S18	2	12	18	151.8
BFORJ408-P1810-S12	2	18	12	151.8
BFORJ408-P2410-S06	2	24	6	151.8
BFORJ408-P3010	2	30	0	151.8
BFORJ408-S36	2	0	36	174.6
BFORJ408-P0610-S30	2	6	30	174.6
BFORJ408-P1210-S24	2	12	24	174.6
BFORJ408-P3610	2	36	0	174.6
BFORJ408-S42	2	0	42	220.2
BFORJ408-P0610-S36	2	6	36	220.2
BFORJ408-P1210-S30	2	12	30	220.2
BFORJ408-S48	2	0	48	220.2
BFORJ408-P0610-S42	2	6	42	220.2
BFORJ408-P0910-S39	2	9	39	220.2
BFORJ408-P1210-S36	2	12	36	220.2
BFORJ408-P1810-S30	2	18	30	220.2
BFORJ408-P2410-S24	2	24	24	220.2
BFORJ408-S06	2	0	60	270.8
BFORJ408-P0610-S54	2	6	54	270.8
BFORJ408-P0810-S52	2	8	52	270.8
BFORJ408-P1010-S0	2	10	50	270.8

Circuit numbers and high current can be customized, please contact customer service for more models.

fiber parameters

Project	Single-mode	Multiple-mode
Wavelength (nm)	±50	
Max Insert Loss , 23°C (dB)	3.5dB	3.5dB
Insert Loss Ripple (dB)	1.5dB	1.5dB
Return Loss (dB)	≥50 (APC) ≥40(PC)	≥30(PC)
Max Power (w)	23	
Weight (g)	200g	
Max Rotating Speed (rpm)	300	
Working Life	>100 million rpm	
Working Temperature (°C)	-20~60°C (-40~85°C Optional)	
Storage Temperature (°C)	-45~85°C	

Electrical parameters

Project	Power	Siana
Rated Voltage	440VAC/VDC	440VAC/VDC
Insulation Resistance	≥1000MΩ/500VDC	≥1000MΩ/500VDC
Lead wires	AWG16#Teflon	AWG22#Teflon
Lead Length	Standard 300mm (can be extend)	
Fiber Length	1m	
Dielectric Strength	500VAC@50Hz, 60s	
Electrical noise	<0.01Ω	

Mechanical Data

Project	Value
Rated Voltage	20 million turn
Insulation Resistance	250 RPM
Lead wires	-30°C~ 80°C
Lead Length	0~85% RH
Dielectric Strength	gold-gold
Electrical noise	aluminium alloy
Torque	0.1N.m; + 0.03N.m/6 ring
Protection Grade	IP51

Options for custom slip ring

Note: Below special demands can be customized According , the delivery date will be extended 3 to15 days; also the cost will be increased 30%to 50% . Most of our basic parts are standard and modular which can save the cost and lead time.

- 1, Cable exit way and cable length can be customized for both rotor and stator.
- 2, Because of the structure limitation , length / height / OD can be customized on your request.
- 3, Support current or signal up to 200 ring.
- 4, Aviation plug , terminal and heat-shrink tube are optional.
- 5, Hybeid Sslip ring for Yaskawa / Panasonic / Siemens servo control signal , power line and encoder line.
- 6, Support mixed high speed data transmission (including Ethernet USB , RS232 , RS485 , Profibus , Canbus , CANOPEN , Devicenet , CC-LINProfinet Ethercat . et)
- 7, Can combine temperature control signal with thermocouple signal.
- 9, Special environment can be customized , such as quakeproof , high temperature , etc.
- 9, Hybrid Pneumatic / hydraulic and electric slip ring can be mixed.
- 10, Optical fiber connector , optical fiber type and fiber pigtail length can be customized.
- 11, Optic fiber channels can be customized.
- 12, Optic fiber wavelength can be customized.
- 13, Maximum current can up to 5000 amperes.
- 14, Military grade.
- 15, Optional for underwater IP65 , Ip68.
- 16, Optional for stainless steel housing.

Technical support : Info@orbinexus.com

BFORJ600 SERIES

6 Channel Fiber Optic Slip Rings

MFO600 fiber optic slip ring support 6 channels fiber optic(SM/MM). It can perfectly transmit data on 360° rotating. It is also especially suitable for occasion where it needs to transmit large volume data/signal from permanent position to rotation position under unlimited, continuous or discontinuous rotating, which can improve mechanical property, simplify system operation and avoid the rotating of turning joints destroying fiber optics.

Features

- Low insertion loss, high rotation speed
 - Non-contact, zero friction, long working life, single core can achieve one hundred million revolutions
 - Small size, light weight, high sealing class
 - Fiber optics transmitting signal, no leaks, no electromagnetic interference, long-distance transmission
-

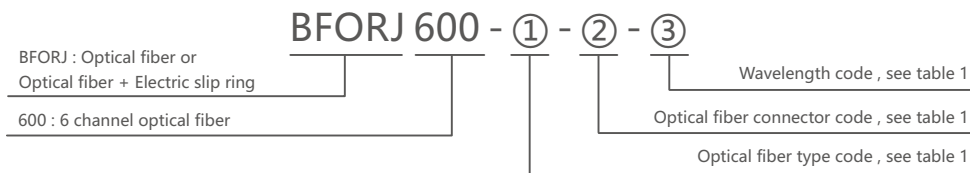
Product images



The pictures are for reference only

As the signal pathway increases or the combination of light and electricity results in changes in the appearance and size of the product, the actual product shall prevail.

Part# Explanation



Dimensions

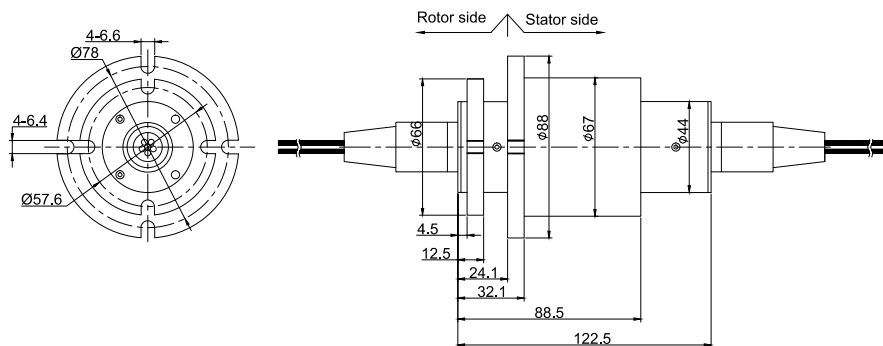


Table 1

Fiber Type Code	Fiber Connector Code	Wavelength Code
01 : 9/125um , Single-mode	FC : FC Connector	01:1310/1550 (single-mode)
02 : 50/125um , Multiple-mode	ST : ST Connector	02:850/1310 (multiple-mode)
03 : 62.5/125um , Multiple-mode	SC : SC Connector	
	LC : LC Connector	
	The connector face is PC by default If APC is needed . APC should be added behind APC , such as FC / APC	

Specifications

Project	Single-mode	Multiple-mode
Wavelength (nm)	± 50	
Max Insert Loss , 23°C (dB)	4	4
Insert Loss Ripple (dB)	2	2
Return Loss (dB)	≥ 50 (APC) ≥ 40(PC)	≥ 30(PC)
Max Power (dBm)	23	
Weight (g)	1.6Kg (Excluding tail cables and connectors)	
Max Rotating Speed (rpm)	300	
Working Life	> 100 million rpm	
Working Temperature (°C)	-20~60°C (Civil use)	-40~85°C (military)
Storage Temperature (°C)	-50~85°C	
protection grade	IP65	
Fiber length	1m	

BFORJ608 SERIES

6 Channel Fiber Optic+electric Slip Rings

MFO608 can combine 6 channels optic fiber and electric(1~72wires). It adopt complete aluminum alloy structure, can support signal(5A).Rotary joint of FORJ+Electric is also called photoelectrical slip ring, photoelectricity collector ring, which adopts fiber optic as data transmission media to solve the data transmission between system units. It can perfectly transmit data on 360° rotating. It is also especially suitable for occasion where it needs to transmit large volume data/signal from permanent position to rotation position on unlimited, continuous or discontinuous rotating, which can improve mechanical property, simplify system operation and avoid the rotating of turning joints destroy fiber optics. Fiber optic rotary joint can be combined with traditional electric slip ring to transmit power and high-speed data.

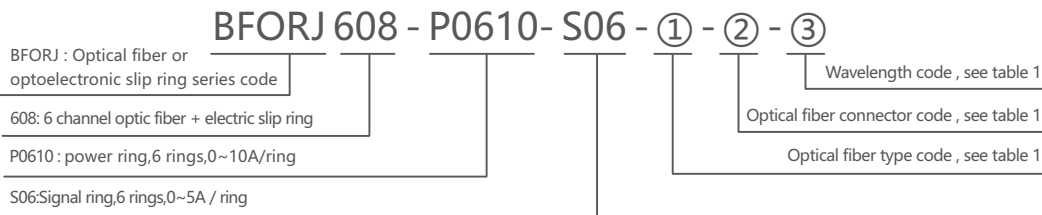
Product images



The pictures are for reference only

As the signal pathway increases or the combination of light and electricity results in changes in the appearance and size of the product, the actual product shall prevail.

Part# Explanation



Dimensions

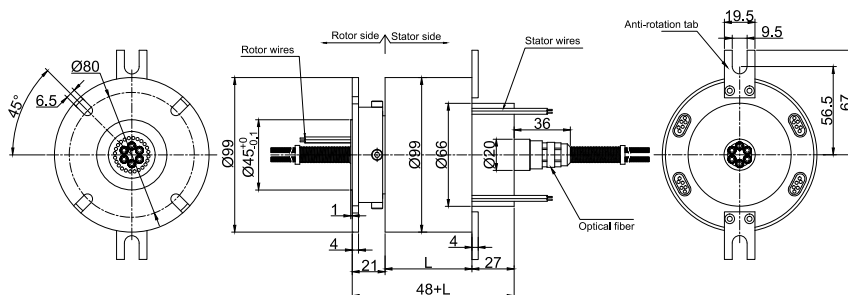


Table 1

Fiber Type Code	Fiber Connector Code	Wavelength Code
01 : 9/125um , Single-mode	FC : FC Connector	01:1310/1550 (single-mode)
02 : 50/125um , Multiple-mode	ST : ST Connector	02:850/1310 (multiple-mode)
03 : 62.5/125um , Multiple-mode	SC : SC Connector	
	LC : LC Connector	
	The connector face is PC by default.If APC is needed , APC should be added behind APC , such as FC / APC	

BFORJ107 Series Part#List

Part#	Optic fiber Channel	10A	Signal/5A	Length(mm)
BFORJ608-S02	6	0	2	55.6
BFORJ608-P0210	6	2	0	55.6
BFORJ608-S03	6	0	3	55.6
BFORJ608-P0310	6	3	0	55.6
BFORJ608-S06	6	0	6	55.6
BFORJ608-P0210-S04	6	2	4	55.6
BFORJ608-P0410-S02	6	4	2	55.6
BFORJ608-P0610	6	6	0	55.6
BFORJ608-S12	6	0	12	78.4
BFORJ608-P0210-S10	6	2	10	78.4
BFORJ608-P0310-S09	6	3	9	78.4
BFORJ608-P0610-S06	6	6	6	78.4
BFORJ608-P0810-S04	6	8	4	78.4
BFORJ608-P1010-S02	6	10	2	78.4
BFORJ608-P1210	6	12	0	78.4

Part#	Optic fiber Channel	10A	Signal/5A	Length(mm)
BFORJ608-S18	6	0	18	101.2
BFORJ608-P0210-S16	6	2	16	101.2
BFORJ608-P0410-S14	6	4	14	101.2
BFORJ608-P0610-S12	6	6	12	101.2
BFORJ608-P0810-S10	6	8	10	101.2
BFORJ608-P1010-S08	6	10	8	101.2
BFORJ608-P1210-S06	6	12	6	101.2
BFORJ608-P1410-S04	6	14	4	101.2
BFORJ608-P1610-S02	6	16	2	101.2
BFORJ608-P1810	6	18	0	101.2
BFORJ608-S24	6	0	24	124
BFORJ608-P1210-S12	6	12	12	124
BFORJ608-P1810-S06	6	18	6	124
BFORJ608-P2410	6	24	0	124
BFORJ608-S30	6	0	30	151.8
BFORJ608-P0610-S24	6	6	24	151.8
BFORJ608-P1210-S18	6	12	18	151.8
BFORJ608-P1810-S12	6	18	12	151.8
BFORJ608-P2410-S06	6	24	6	151.8
BFORJ608-P3010	6	30	0	151.8
BFORJ608-S36	6	0	36	174.6
BFORJ608-P0610-S30	6	6	30	174.6
BFORJ608-P1210-S24	6	12	24	174.6
BFORJ608-P3610	6	36	0	174.6
BFORJ608-S42	6	0	42	220.2
BFORJ608-P0610-S36	6	6	36	220.2
BFORJ608-P1210-S30	6	12	30	220.2
BFORJ608-S48	6	0	48	220.2
BFORJ608-P0610-S42	6	6	42	220.2
BFORJ608-P0910-S39	6	9	39	220.2
BFORJ608-P1210-S36	6	12	36	220.2
BFORJ608-P1810-S30	6	18	30	220.2
BFORJ608-P2410-S24	6	24	24	220.2
BFORJ608-S60	6	0	60	270.8
BFORJ608-P0610-S54	6	6	54	270.8
BFORJ608-P0810-S52	6	8	52	270.8
BFORJ608-P1010-S0	6	10	50	270.8

Circuit numbers and high current can be customized, please contact customer service for more models.

fiber parameters

Project	Single-mode	Multiple-mode
Wavelength (nm)	±50	
Max Insert Loss , 23°C (dB)	3.5dB	3.5dB
Insert Loss Ripple (dB)	1.5dB	1.5dB
Return Loss (dB)	≥50 (APC) ≥40(PC)	≥30(PC)
Max Power (dBm)	23	
Weight (g)	200g	
Max Rotating Speed (rpm)	300	
Working Life	>100 million rpm	
Working Temperature (°C)	-20~60°C (-40~85°C Optional)	
Storage Temperature (°C)	-50~85°C	

Electrical parameters

Project	Power	Siana
Rated Voltage	440VAC/VDC	440VAC/VDC
Insulation Resistance	≥1000MΩ/500VDC	≥1000MΩ/500VDC
Lead wires	AWG16#Teflon	AWG22#Teflon
Lead Length	Standard 300mm (can be extend)	
Fiber Length	1m	
Dielectric Strength	500VAC@50Hz, 60s	
Electrical noise	<0.01Ω	

Mechanical Data

Project	Value
Rated Voltage	20 million turn
Insulation Resistance	250 RPM
Lead wires	-30°C~ 80°C
Lead Length	0~85% RH
Dielectric Strength	gold-gold
Electrical noise	aluminium alloy
Torque	0.1N.m; + 0.03N.m/6 ring
Protection Grade	IP51

Options for custom slip ring

Note: Below special demands can be customized According , the delivery date will be extended 3 to15 days; also the cost will be increased 30%to 50% . Most of our basic parts are standard and modular which can save the cost and lead time.

- 1, Cable exit way and cable length can be customized for both rotor and stator.
- 2, Because of the structure limitation , length / height / OD can be customized on your request.
- 3, Support current or signal up to 200 ring.
- 4, Aviation plug , terminal and heat-shrink tube are optional.
- 5, Hybeid Sslip ring for Yaskawa / Panasonic / Siemens servo control signal , power line and encoder line.
- 6, Support mixed high speed data transmission (including Ethernet USB , RS232 , RS485 , Profibus , Canbus , CANOPEN , Devicenet , CC-LINProfinet Ethercat . et)
- 7, Can combine temperature control signal with thermocouple signal.
- 9, Special environment can be customized , such as quakeproof , high temperature , etc.
- 9, Hybrid Pneumatic / hydraulic and electric slip ring can be mixed.
- 10, Optical fiber connector , optical fiber type and fiber pigtail length can be customized.
- 11, Optic fiber channels can be customized.
- 12, Optic fiber wavelength can be customized.
- 13, Maximum current can up to 5000 amperes.
- 14, Military grade.
- 15, Optional for underwater IP65 , Ip68.
- 16, Optional for stainless steel housing.

Technical support : Info@orbinexus.com

BFORJ800 SERIES

8 Channel Fiber Optic Slip Rings

MFO800 fiber optic slip ring support 8 channels fiber optic(SM/MM). It can perfectly transmit data on 360° rotating. It is also especially suitable for occasion where it needs to transmit large volume data/signal from permanent position to rotation position under unlimited, continuous or discontinuous rotating, which can improve mechanical property, simplify system operation and avoid the rotating of turning joints destroying fiber optics.

Features

- Low insertion loss, high rotation speed
 - Non-contact, zero friction, long working life, single core can achieve one hundred million revolutions
 - Small size, light weight, high sealing class
 - Fiber optics transmitting signal, no leaks, no electromagnetic interference, long-distance transmission
-

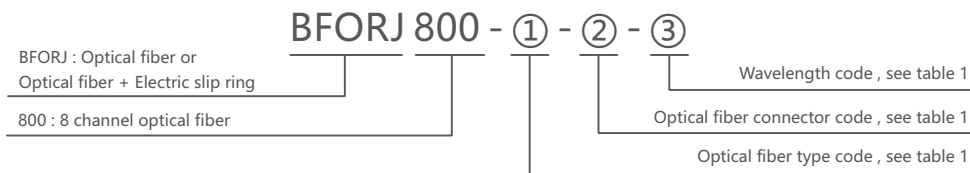
Product images



The pictures are for reference only

As the signal pathway increases or the combination of light and electricity results in changes in the appearance and size of the product, the actual product shall prevail.

Part# Explanation



Dimensions

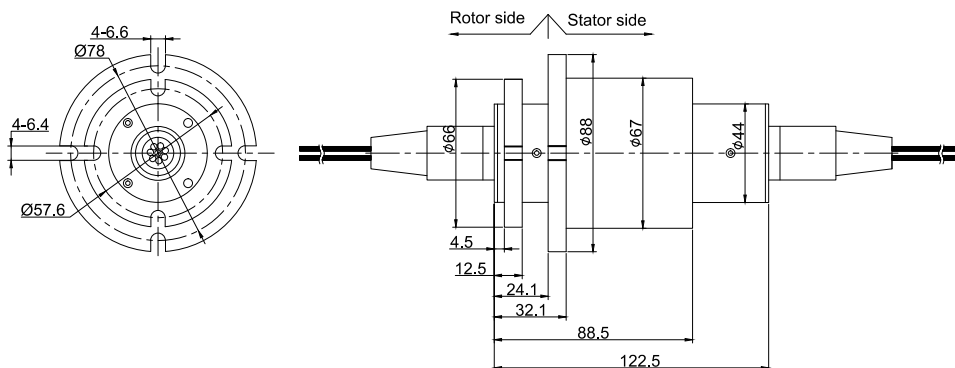


Table 1

Fiber Type Code	Fiber Connector Code	Wavelength Code
01 : 9/125um , Single-mode	FC : FC Connector	01:1310/1550 (single-mode)
02 : 50/125um , Multiple-mode	ST : ST Connector	02:850/1310 (multiple-mode)
03 : 62.5/125um , Multiple-mode	SC : SC Connector	
	LC : LC Connector	
The connector face is PC by default If APC is needed . APC should be added behind APC , such as FC / APC		

Specifications

Project	Single-mode	Multiple-mode
Wavelength (nm)	±50	
Max Insert Loss , 23°C (dB)	4	4
Insert Loss Ripple (dB)	2	2
Return Loss (dB)	≥50 (APC) ≥40(PC)	≥30(PC)
Max Power (dBm)	23	
Weight (g)	1.6Kg (Excluding tail cables and connectors)	
Max Rotating Speed (rpm)	300	
Working Life	>200 million rpm	
Working Temperature (°C)	-20~60°C (Civil use)	-40~85°C (military)
Storage Temperature (°C)	-50~85°C	
protection grade	IP65	
Fiber length	1m	

BFORJ808 SERIES

8 Channel Fiber Optic+electric Slip Rings

MFO808 can combine 8 channels optical fiber and electric(1~72wires). It adopt complete aluminum alloy structure, can support signal(5A). Rotary joint of FORJ+Electric is also called photoelectrical slip ring, photoelectricity collector ring, which adopts fiber optic as data transmission media to solve the data transmission between system units. It can perfectly transmit data on 360° rotating. It is also especially suitable for occasion where it needs to transmit large volume data/signal from permanent position to rotation position on unlimited, continuous or discontinuous rotating, which can improve mechanical property, simplify system operation and avoid the rotating of turning joints destroy fiber optics. Fiber optic rotary joint can be combined with traditional electric slip ring to transmit power and high-speed data.

Features

- Low insertion loss, high rotation speed
- Non-contact, zero friction, long working life, single core can achieve one hundred million revolutions
- Small size, light weight, high sealing class
- Fiber optics transmitting signal, no leaks, no electromagnetic interference, long-distance transmission

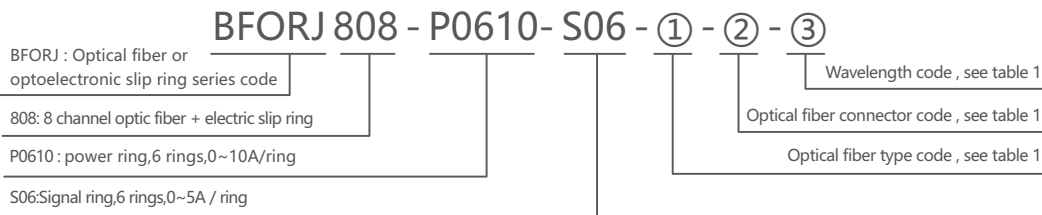
Product images



The pictures are for reference only

As the signal pathway increases or the combination of light and electricity results in changes in the appearance and size of the product, the actual product shall prevail.

Part# Explanation



Dimensions

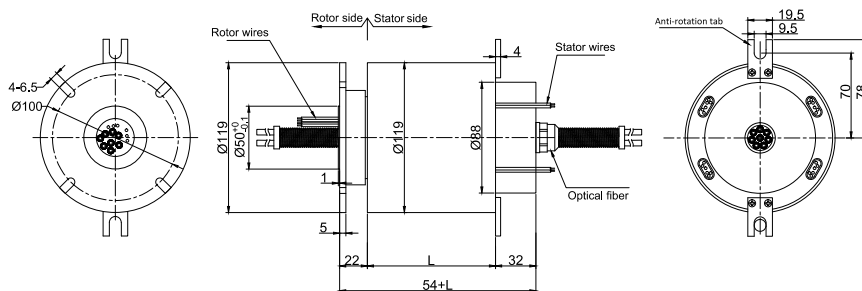


Table 1

Fiber Type Code	Fiber Connector Code	Wavelength Code
01 : 9/125um , Single-mode	FC : FC Connector	01:1310/1550 (single-mode)
02 : 50/125um , Multiple-mode	ST : ST Connector	02:850/1310 (multiple-mode)
03 : 62.5/125um , Multiple-mode	SC : SC Connector	
	LC : LC Connector	
	The connector face is PC by default.If APC is needed , APC should be added behind APC , such as FC / APC	

BFORJ107 Series Part#List

Part#	Optic fiber Channel	10A	Signal/5A	Length(mm)
BFORJ808-S02	8	0	2	58.6
BFORJ808-P0210	8	2	0	58.6
BFORJ808-S03	8	0	3	58.6
BFORJ808-P0310	8	3	0	58.6
BFORJ808-S06	8	0	6	58.6
BFORJ808-P0210-S04	8	2	4	58.6
BFORJ808-P0410-S02	8	4	2	58.6
BFORJ808-P0610	8	6	0	58.6
BFORJ808-S12	8	0	12	81.4
BFORJ808-P0210-S10	8	2	10	81.4
BFORJ808-P0310-S09	8	3	9	81.4
BFORJ808-P0610-S06	8	6	6	81.4
BFORJ808-P0810-S04	8	8	4	81.4
BFORJ808-P1010-S02	8	10	2	81.4
BFORJ808-P1210	8	12	0	81.4

Part#	Optic fiber Channel	10A	Signal/5A	Length(mm)
BFORJ808-S18	8	0	18	104.2
BFORJ808-P0210-S16	8	2	16	104.2
BFORJ808-P0410-S14	8	4	14	104.2
BFORJ808-P0610-S12	8	6	12	104.2
BFORJ808-P0810-S10	8	8	10	104.2
BFORJ808-P1010-S08	8	10	8	104.2
BFORJ808-P1210-S06	8	12	6	104.2
BFORJ808-P1410-S04	8	14	4	104.2
BFORJ808-P1610-S02	8	16	2	104.2
BFORJ808-P1810	8	18	0	104.2
BFORJ808-S24	8	0	24	127
BFORJ808-P0410-S20	8	4	20	127
BFORJ808-P0610-S18	8	6	18	127
BFORJ808-P1210-S12	8	12	12	127
BFORJ808-P1810-S06	8	18	6	127
BFORJ808-P2410	8	24	0	127
BFORJ808-S30	8	0	30	154.8
BFORJ808-P0610-S24	8	6	24	154.8
BFORJ808-P1210-S18	8	12	18	154.8
BFORJ808-P1810-S12	8	18	12	154.8
BFORJ808-P2410-S06	8	24	6	154.8
BFORJ808-P3010	8	30	0	154.8
BFORJ808-S36	8	0	36	177.6
BFORJ808-P0610-S30	8	6	30	177.6
BFORJ808-P1210-S24	8	12	24	177.6
BFORJ808-P3610	8	36	0	177.6
BFORJ808-S42	8	0	42	223.2
BFORJ808-P0610-S36	8	6	36	223.2
BFORJ808-P1210-S30	8	12	30	223.2
BFORJ808-S48	8	0	48	223.2
BFORJ808-P0610-S42	8	6	42	223.2
BFORJ808-P0910-S39	8	9	39	223.2
BFORJ808-P1210-S36	8	12	36	223.2
BFORJ808-P1810-S30	8	18	30	223.2
BFORJ808-P2410-S24	8	24	24	223.2
BFORJ808-S60	8	0	60	273.8
BFORJ808-P0610-S54	8	6	54	273.8
BFORJ808-P0910-S51	8	9	51	273.8
BFORJ808-P1210-S48	8	12	48	273.8
BFORJ808-S72	8	0	72	319.4
BFORJ808-P0610-S66	8	6	66	319.4
BFORJ808-P1210-S60	8	12	60	319.4
BFORJ808-P2410-S48	8	24	48	319.4
BFORJ808-P3610-S36	8	36	36	319.4
BFORJ808-S84	8	0	84	368
BFORJ808-P1210-S72	8	12	72	368
BFORJ808-P2410-S60	8	24	60	368
BFORJ808-P3610-S48	8	36	48	368
BFORJ808-S96	8	0	96	413.6

Circuit numbers and high current can be customized, please contact customer service for more models.

fiber parameters

Project	Single-mode	Multiple-mode
Wavelength (nm)	± 50	
Max Insert Loss , 23°C (dB)	3.5dB	3.5dB
Insert Loss Ripple (dB)	1.5dB	1.5dB
Return Loss (dB)	≥ 50 (APC) ≥ 40(PC)	≥ 30(PC)
Max Power (dBm)	23	
Weight (g)	200g	
Max Rotating Speed (rpm)	300	
Working Life	> 100 million rpm	
Working Temperature (°C)	-20~60°C (-40~85°C Optional)	
Storage Temperature (°C)	-50~85°C	

Electrical parameters

Project	Power	Siana
Rated Voltage	440VAC/VDC	440VAC/VDC
Insulation Resistance	≥ 1000MΩ/500VDC	≥ 1000MΩ/500VDC
Lead wires	AWG16#Teflon	AWG22#Teflon
Lead Length	Standard 300mm (can be extend)	
Fiber Length	1m	
Dielectric Strength	500VAC@50Hz, 60s	
Electrical noise	<0.01Ω	

Mechanical Data

Project	Value
Rated Voltage	20 million turn
Insulation Resistance	250 RPM
Lead wires	-30°C~ 80°C
Lead Length	0~85% RH
Dielectric Strength	gold-gold
Electrical noise	aluminium alloy
Torque	0.1N.m; + 0.03N.m/6 ring
Protection Grade	IP51

Options for custom slip ring

Note: Below special demands can be customized According , the delivery date will be extended 3 to15 days; also the cost will be increased 30%to 50% . Most of our basic parts are standard and modular which can save the cost and lead time.

- 1, Cable exit way and cable length can be customized for both rotor and stator.
- 2, Because of the structure limitation , length / height / OD can be customized on your request.
- 3, Support current or signal up to 200 ring.
- 4, Aviation plug , terminal and heat-shrink tube are optional.
- 5, Hybeid Sslip ring for Yaskawa / Panasonic / Siemens servo control signal , power line and encoder line.

- 6, Support mixed high speed data transmission (including Ethernet USB , RS232 , RS485 , Profibus , Canbus , CANOPEN , Devicenet , CC-LINProfinet Ethercat . et)
 - 7, Can combine temperature control signal with thermocouple signal.
 - 8, Special environment can be customized , such as quakeproof , high temperature , etc.
 - 9, Hybrid Pneumatic / hydraulic and electric slip ring can be mixed.
 - 10, Optical fiber connector , optical fiber type and fiber pigtail length can be customized.
 - 11, Optic fiber channels can be customized.
 - 12, Optic fiber wavelength can be customized.
 - 13, Maximum current can up to 5000 amperes.
 - 14, Military grade.
 - 15, Optional for underwater IP65 , Ip68.
 - 16, Optional for stainless steel housing.
- Technical support : Info@orbinexus.com

BFORJ1000C SERIES

10 Channel Fiber Optic Slip Rings

MFO1000C can combine 10 channels optical fiber and electric(1~72wires). It adopt complete aluminum alloy structure, can support signal(5A). Rotary joint of FORJ+Electric is also called photoelectrical slip ring, photoelectricity collector ring, which adopts fiber optic as data transmission media to solve the data transmission between system units. It can perfectly transmit data on 360° rotating. It is also especially suitable for occasion where it needs to transmit large volume data/signal from permanent position to rotation position on unlimited, continuous or discontinuous rotating, which can improve mechanical property, simplify system operation and avoid the rotating of turning joints destroy fiber optics. Fiber optic rotary joint can be combined with traditional electric slip ring to transmit power and high-speed data.

Features

- Low insertion loss, high rotation speed
- Non-contact, zero friction, long working life, single core can achieve one hundred million revolutions
- Small size, light weight, high sealing class
- Fiber optics transmitting signal, no leaks, no electromagnetic interference, long-distance transmission

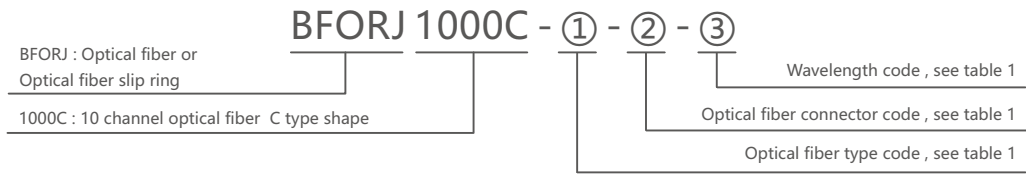
Product images



The pictures are for reference only

As the signal pathway increases or the combination of light and electricity results in changes in the appearance and size of the product, the actual product shall prevail.

Part# Explanation



Dimensions

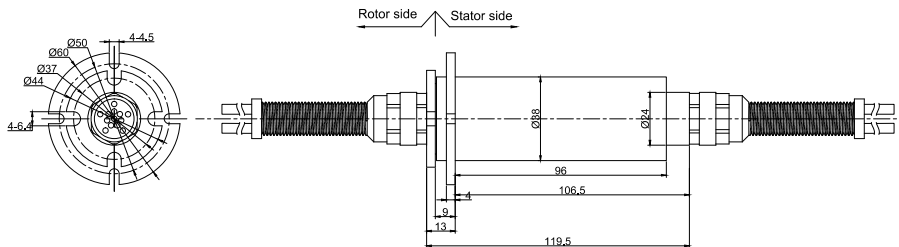


Table 1

Fiber Type Code	Fiber Connector Code	Wavelength Code
01 : 9/125um , Single-mode	FC : FC Connector	01:1310/1550 (single-mode)
02 : 50/125um , Multiple-mode	ST : ST Connector	02:850/1310 (multiple-mode)
03 : 62.5/125um , Multiple-mode	SC : SC Connector	
	LC : LC Connector	
	The connector face is PC by default If APC is needed . APC should be added behind APC , such as FC / APC	

Specifications

Project	Single-mode	Multiple-mode
Wavelength (nm)	±50	
Max Insert Loss, 23°C (dB)	4	4
Insert Loss Ripple (dB)	2	2
Return Loss (dB)	≥50 (APC) ≥40(PC)	≥30(PC)
Max Power (dBm)	23	
Weight (g)	620g (Excluding tail cables and connectors)	
Max Rotating Speed (rpm)	300	
Working Life	> 100 million rpm	
Working Temperature (°C)	-20~60°C (Civil use) -40~85°C (military)	
Storage Temperature (°C)	-50~85°C	
protection grade	IP65	
Fiber length	1m	

BFORJ1200C SERIES

12 Channel Fiber Optic Slip Rings

MFO1200C can combine 12 channels optical fiber and electric(1~72wires). It adopt complete aluminum alloy structure, can support signal(5A). Rotary joint of FORJ+Electric is also called photoelectrical slip ring, photoelectricity collector ring, which adopts fiber optic as data transmission media to solve the data transmission between system units. It can perfectly transmit data on 360° rotating. It is also especially suitable for occasion where it needs to transmit large volume data/signal from permanent position to rotation position on unlimited, continuous or discontinuous rotating, which can improve mechanical property, simplify system operation and avoid the rotating of turning joints destroy fiber optics. Fiber optic rotary joint can be combined with traditional electric slip ring to transmit power and high-speed data.

Features

- Low insertion loss, high rotation speed
- Non-contact, zero friction, long working life, single core can achieve one hundred million revolutions
- Small size, light weight, high sealing class
- Fiber optics transmitting signal, no leaks, no electromagnetic interference, long-distance transmission

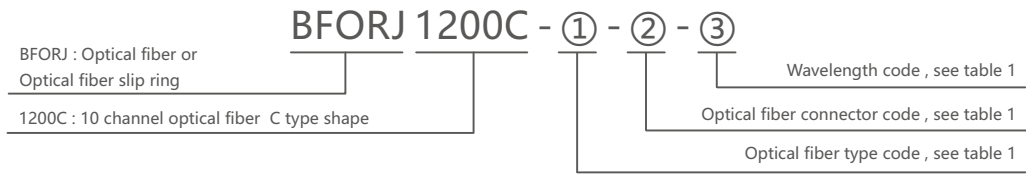
Product images



The pictures are for reference only

As the signal pathway increases or the combination of light and electricity results in changes in the appearance and size of the product, the actual product shall prevail.

Part# Explanation



Dimensions

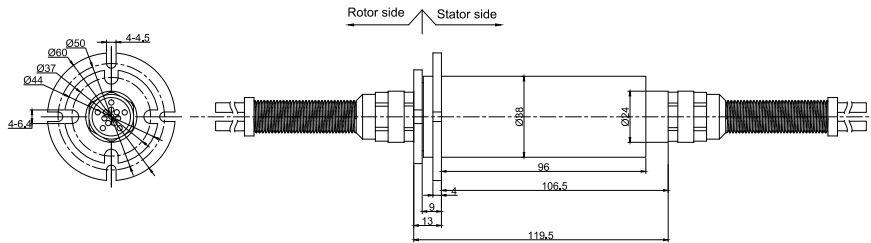


Table 1

Fiber Type Code	Fiber Connector Code	Wavelength Code
01 : 9/125um , Single-mode	FC : FC Connector	01:1310/1550 (single-mode)
02 : 50/125um , Multiple-mode	ST : ST Connector	02:850/1310 (multiple-mode)
03 : 62.5/125um , Multiple-mode	SC : SC Connector	
	LC : LC Connector	
	The connector face is PC by default if APC is needed . APC should be added behind APC , such as FC / APC	

Specifications

Project	Single-mode	Multiple-mode
Wavelength (nm)	±50	
Max Insert Loss, 23°C (dB)	4	4
Insert Loss Ripple (dB)	2	2
Return Loss (dB)	≥50 (APC) ≥40(PC)	≥30(PC)
Max Power (dBm)	23	
Weight (g)	620g (Excluding tail cables and connectors)	
Max Rotating Speed (rpm)	300	
Working Life	> 100 million rpm	
Working Temperature (°C)	-20~60°C (Civil use)	-40~85°C (military)
Storage Temperature (°C)	-50~85°C	
protection grade	IP65	
Fiber length	1m	

BFORJ1600C SERIES

16 Channel Fiber Optic Slip Rings

MFO1600C can combine 12 channels optical fiber and electric(1~72wires). It adopt complete aluminum alloy structure, can support signal(5A). Rotary joint of FORJ+Electric is also called photoelectrical slip ring, photoelectricity collector ring, which adopts fiber optic as data transmission media to solve the data transmission between system units. It can perfectly transmit data on 360° rotating. It is also especially suitable for occasion where it needs to transmit large volume data/signal from permanent position to rotation position on unlimited, continuous or discontinuous rotating, which can improve mechanical property, simplify system operation and avoid the rotating of turning joints destroy fiber optics. Fiber optic rotary joint can be combined with traditional electric slip ring to transmit power and high-speed data.

Features

- Low insertion loss, high rotation speed
- Non-contact, zero friction, long working life, single core can achieve one hundred million revolutions
- Small size, light weight, high sealing class
- Fiber optics transmitting signal, no leaks, no electromagnetic interference, long-distance transmission

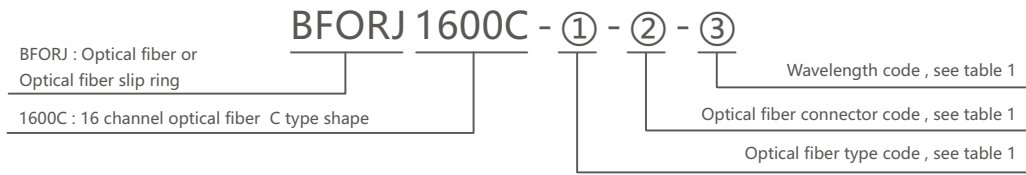
Product images



The pictures are for reference only

As the signal pathway increases or the combination of light and electricity results in changes in the appearance and size of the product, the actual product shall prevail.

Part# Explanation



Dimensions

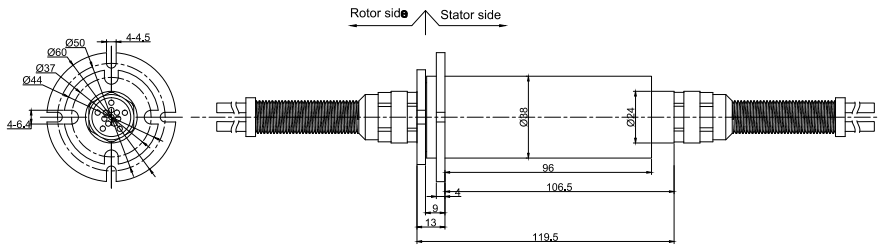


Table 1

Fiber Type Code	Fiber Connector Code	Wavelength Code
01 : 9/125um , Single-mode	FC : FC Connector	01:1310/1550 (single-mode)
02 : 50/125um , Multiple-mode	ST : ST Connector	02:850/1310 (multiple-mode)
03 : 62.5/125um , Multiple-mode	SC : SC Connector	
	LC : LC Connector	
	The connector face is PC by default if APC is needed . APC should be added behind APC , such as FC / APC	

Specifications

Project	Single-mode	Multiple-mode
Wavelength (nm)	±50	
Max Insert Loss, 23°C (dB)	4	4
Insert Loss Ripple (dB)	2	2
Return Loss (dB)	≥50 (APC) ≥40(PC)	≥30(PC)
Max Power (dBm)	23	
Weight (g)	620g (Excluding tail cables and connectors)	
Max Rotating Speed (rpm)	250	
Working Life	> 100 million rpm	
Working Temperature (°C)	-20~60°C (Civil use)	-40~85°C (military)
Storage Temperature (°C)	-50~85°C	
protection grade	IP65	
Fiber length	1m	

BFORJ2000C SERIES

20 Channel Fiber Optic Slip Rings

MFO2000C can combine 20 channels optic fiber and electric(1~72wires). It adopt complete aluminum alloy structure, can support signal(5A). Rotary joint of FORJ+Electric is also called photoelectrical slip ring, photoelectricity collector ring, which adopts fiber optic as data transmission media to solve the data transmission between system units. It can perfectly transmit data on 360° rotating. It is also especially suitable for occasion where it needs to transmit large volume data/signal from permanent position to rotation position on unlimited, continuous or discontinuous rotating, which can improve mechanical property, simplify system operation and avoid the rotating of turning joints destroy fiber optics. Fiber optic rotary joint can be combined with traditional electric slip ring to transmit power and high-speed data.

Features

- Low insertion loss, high rotation speed
- Non-contact, zero friction, long working life, single core can achieve one hundred million revolutions
- Small size, light weight, high sealing class
- Fiber optics transmitting signal, no leaks, no electromagnetic interference, long-distance transmission

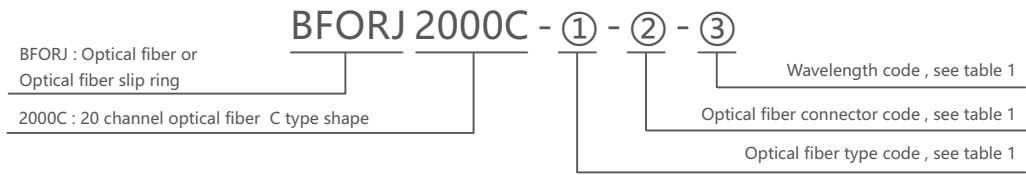
Product images



The pictures are for reference only

As the signal pathway increases or the combination of light and electricity results in changes in the appearance and size of the product, the actual product shall prevail.

Part# Explanation



Dimensions

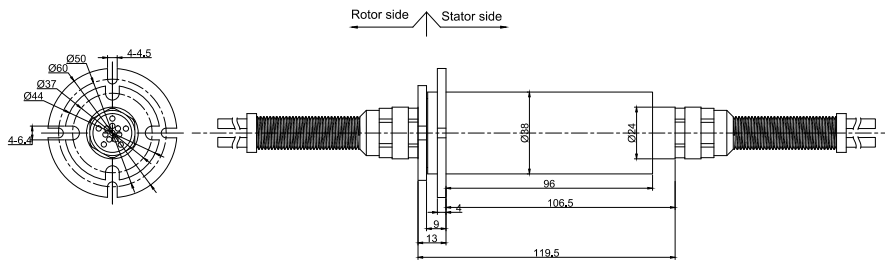


Table 1

Fiber Type Code	Fiber Connector Code	Wavelength Code
01 : 9/125um , Single-mode	FC : FC Connector	01:1310/1550 (single-mode)
02 : 50/125um , Multiple-mode	ST : ST Connector	02:850/1310 (multiple-mode)
03 : 62.5/125um , Multiple-mode	SC : SC Connector	
	LC : LC Connector	
	The connector face is PC by default if APC is needed . APC should be added behind APC , such as FC / APC	

Specifications

Project	Single-mode	Multiple-mode
Wavelength (nm)	± 50	
Max Insert Loss , 23°C (dB)	4	4
Insert Loss Ripple (dB)	2	2
Return Loss (dB)	≥ 50 (APC) ≥ 40 (PC)	≥ 30 (PC)
Max Power (dBm)	23	
Weight (g)	620g (Excluding tail cables and connectors)	
Max Rotating Speed (rpm)	250	
Working Life	> 100 million rpm	
Working Temperature (°C)	-20~60°C (Civil use)	-40~85°C (military)
Storage Temperature (°C)	-50~85°C	
protection grade	IP65	
Fiber length	1m	

BFORJ2400C SERIES

24 Channel Fiber Optic Slip Rings

MFO2400C can combine 24 channels optical fiber and electric(1~72wires). It adopt complete aluminum alloy structure, can support signal(5A). Rotary joint of FORJ+Electric is also called photoelectrical slip ring, photoelectricity collector ring, which adopts fiber optic as data transmission media to solve the data transmission between system units. It can perfectly transmit data on 360° rotating. It is also especially suitable for occasion where it needs to transmit large volume data/signal from permanent position to rotation position on unlimited, continuous or discontinuous rotating, which can improve mechanical property, simplify system operation and avoid the rotating of turning joints destroy fiber optics. Fiber optic rotary joint can be combined with traditional electric slip ring to transmit power and high-speed data.

Features

- Low insertion loss, high rotation speed
- Non-contact, zero friction, long working life, single core can achieve one hundred million revolutions
- Small size, light weight, high sealing class
- Fiber optics transmitting signal, no leaks, no electromagnetic interference, long-distance transmission

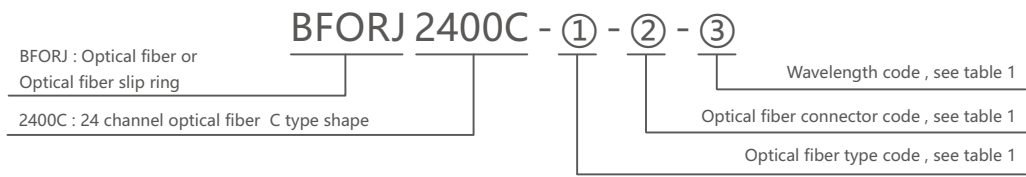
Product images



The pictures are for reference only

As the signal pathway increases or the combination of light and electricity results in changes in the appearance and size of the product, the actual product shall prevail.

Part# Explanation



Dimensions

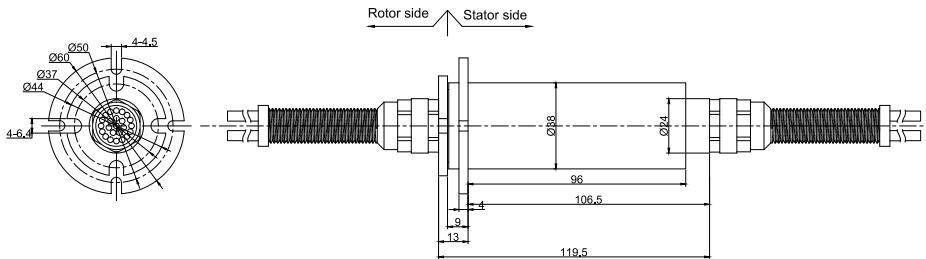


Table 1

Fiber Type Code	Fiber Connector Code	Wavelength Code
01 : 9/125um , Single-mode	FC : FC Connector	01:1310/1550 (single-mode)
02 : 50/125um , Multiple-mode	ST : ST Connector	02:850/1310 (multiple-mode)
03 : 62.5/125um , Multiple-mode	SC : SC Connector	
	LC : LC Connector	
	The connector face is PC by default if APC is needed . APC should be added behind APC , such as FC / APC	

Specifications

Project	Single-mode	Multiple-mode
Wavelength (nm)	±50	
Max Insert Loss, 23°C (dB)	4	4
Insert Loss Ripple (dB)	2	2
Return Loss (dB)	≥50 (APC) ≥40(PC)	≥30(PC)
Max Power (dBm)	23	
Weight (g)	620g (Excluding tail cables and connectors)	
Max Rotating Speed (rpm)	250	
Working Life	> 100 million rpm	
Working Temperature (°C)	-20~60°C (Civil use)	-40~85°C (military)
Storage Temperature (°C)	-50~85°C	
protection grade	IP65	
Fiber length	1m	

BFORJ2600C SERIES

26 Channel Fiber Optic Slip Rings

MFO2600C can combine 26 channels optic fiber and electric(1~72wires). It adopt complete aluminum alloy structure, can support signal(5A). Rotary joint of FORJ+Electric is also called photoelectrical slip ring, photoelectricity collector ring, which adopts fiber optic as data transmission media to solve the data transmission between system units. It can perfectly transmit data on 360° rotating. It is also especially suitable for occasion where it needs to transmit large volume data/signal from permanent position to rotation position on unlimited, continuous or discontinuous rotating, which can improve mechanical property, simplify system operation and avoid the rotating of turning joints destroy fiber optics. Fiber optic rotary joint can be combined with traditional electric slip ring to transmit power and high-speed data.

Features

- Low insertion loss, high rotation speed
- Non-contact, zero friction, long working life, single core can achieve one hundred million revolutions
- Small size, light weight, high sealing class
- Fiber optics transmitting signal, no leaks, no electromagnetic interference, long-distance transmission

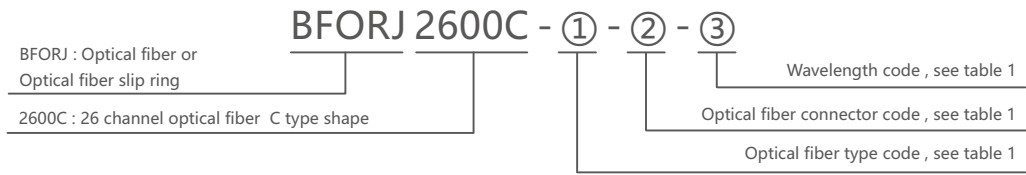
Product images



The pictures are for reference only

As the signal pathway increases or the combination of light and electricity results in changes in the appearance and size of the product, the actual product shall prevail.

Part# Explanation



Dimensions

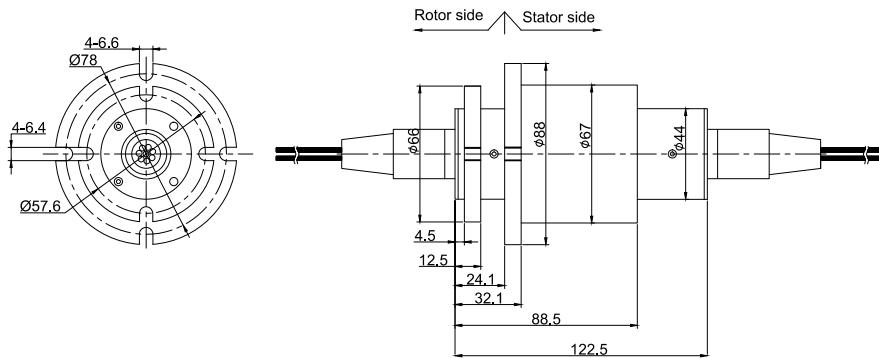


Table 1

Fiber Type Code	Fiber Connector Code	Wavelength Code
01 : 9/125um , Single-mode	FC : FC Connector	01:1310/1550 (single-mode)
02 : 50/125um , Multiple-mode	ST : ST Connector	02:850/1310 (multiple-mode)
03 : 62.5/125um , Multiple-mode	SC : SC Connector	
	LC : LC Connector	
	The connector face is PC by default if APC is needed . APC should be added behind APC , such as FC / APC	

Specifications

Project	Single-mode	Multiple-mode
Wavelength (nm)	±50	
Max Insert Loss, 23°C (dB)	4	4
Insert Loss Ripple (dB)	2	2
Return Loss (dB)	≥50 (APC) ≥40(PC)	≥30(PC)
Max Power (dBm)	23	
Weight (g)	620g (Excluding tail cables and connectors)	
Max Rotating Speed (rpm)	300	
Working Life	> 100 million rpm	
Working Temperature (°C)	-20~60°C (Civil use) -40~85°C (military)	
Storage Temperature (°C)	-50~85°C	
protection grade	IP65	
Fiber length	1m	